



OPPONENTS



2010-11 OPPONENTS

REGIS

Fri., Nov. 12, 2010, 5:30 p.m.,
Boulder, Colo.



Linda Raunig



SCHOOL INFORMATION

LocationDenver, Colo.
Founded.....1877
Enrollment1,600
NicknameRangers
Colors.....Navy Blue and Gold
ConferenceRocky Mountain
Athletic (NCAA II)
Arena (Capacity)Regis Fieldhouse
(1,800)
President....Fr. Michael Sheeran, S.J.
Athletic DirectorAnn Martin

SPORTS INFORMATION

WBB SIDBrianna Workman
Office.....303-458-4052
Cell.....720-320-4703
E-Mailworkm614@regis.edu
Fax303-964-3659
Press Row Phone.....303-964-3605
Websiteregisrangers.com

COACHING STAFF

Head CoachLinda Raunig
Record at RU (years) ...341-223 (20)
Career Record (years) ..341-223 (20)
Assistant Coach.....Vanessa Bain

TEAM INFORMATION

2009-10 Record10-17
2009-10 Conference...3-16 (6th-East)
2010 PostseasonDNP
Final Ranking (AP/WBCA)NR
Letterwinners Returning/Lost...11/2
Starters Returning/Lost.....4/1

KEY RETURNERS (2009-10 STATS)

Salina Kuiper, 6-5, Sr., C
(12.0 PPG, 3.5 rpg, 1.7 bpg)
Lauren Luebbe, 5-10, Sr., F
(10.7 PPG, 5.1 rpg, 2.5 apg)*
Chelsea Porter, 5-11, Sr., F
(11.5 PPG, 4.4 rpg, 0.9 spg)
Tae'lor Purdy, 5-10, So., F
(14.7 PPG, 6.7 rpg, 2.4 apg)

*stats from 2008-09, redshirt in
2009-10

SERIES INFORMATION

Overall.....First Meeting

DENVER

Tue., Nov. 16, 2010, 7 p.m.,
Denver, Colo.



Erik Johnson



SCHOOL INFORMATION

LocationDenver, Colo.
Founded.....1864
Enrollment.....11,644
NicknamePioneers
Colors.....Crimson and Gold
ConferenceSun Belt
Arena (Capacity)Magness Arena
(7,200)
ChancellorRobert D. Coombe
Athletic Director ..Peg Bradley-Doppes

SPORTS INFORMATION

Women's Basketball SID ..Nicole Dupes
Office.....303-871-4990
Cell.....954-478-2090
E-MailNicole.dupes@du.edu
Fax303-871-3890
Press Row Phone 303-871-3922
Websitedenverpioneers.com

COACHING STAFF

Head CoachErik Johnson
Record at DU (years)34-28 (2)
Career Record (years)34-28 (2)
Assistant CoachYvonne Hawkins
Assistant Coach.....Shelley Sheetz
Assistant Coach.....Lisa Faulkner

TEAM INFORMATION

2009-10 Record18-13
2009-10 Conference12-6 (3rd)
2010 PostseasonDNP
Final Ranking (AP/WBCA)NR
Letterwinners Returning/Lost....5/4
Starters Returning/Lost.....4/1

KEY RETURNERS (2009-10 STATS)

Kaetlyn Murdoch, 5-11, Jr., F
(15.8 PPG, 7.5 rpg, 1.5)
Brittanni Rice, 5-9, Sr., G
(14.5 PPG, 2.7 rpg, 2.2 apg)
Brianna Culberson, 5-11, Sr., F
(13.5 PPG, 6.1 rpg, 2.3 apg)

SERIES INFORMATION

OverallCU leads 3-1
In Boulder.....CU leads 2-0
In DenverTied 1-1

SANTA CLARA

Fri. Nov. 19, 2010, 7 p.m.,
Boulder, Colo.



Jennifer Mountain



SCHOOL INFORMATION

Location.....Santa Clara, Calif.
Founded.....1851
Enrollment8,685
NicknameBroncos
Colors.....Red and White
ConferenceWest Coast
Arena (Capacity)Leavey Center
(4,500)
President.....Michael Engh, S.J.
Athletic DirectorDan Coonan

SPORTS INFORMATION

Women's Basketball SID ..Nick Mirkovich
Office.....408-554-4659
Cell.....408-991-4777
E-Mailnmirkovich@scu.edu
Fax408-554-6942
Press Row Phone.....408-554-4655
Websitesantaclarabroncos.com

COACHING STAFF

Head CoachJennifer Mountain
Record at SCU (years)9-54 (2)
Career Record (years)9-54 (2)
Assistant CoachTamara Inoue
Assistant CoachEvan Unrau
Assistant CoachMarissa White

TEAM INFORMATION

2009-10 Record5-27
2009-10 Conference.....1-13 (t-7th)
2010 PostseasonDNP
Final Ranking (AP/WBCA)NR
Letterwinners Returning/Lost....3/2
Starters Returning/Lost.....9/4

KEY RETURNERS (2009-10 STATS)

Meagan Fulps, 5-7, So., G
(11.2 PPG, 3.8 rpg, 1.5 apg)
Lena Gipson, 6-0, Sr., F
(12.6 PPG, 10.0 rpg, 1.2 apg)
Alyssa Shoji, 5-6, Jr., G
(13.7 PPG, 2.8 rpg, 2.6 apg)

SERIES INFORMATION

OverallCU leads 1-0
Neutral.....CU leads 1-0

TENNESSEE-MARTIN

Sun. Nov. 21, 2010, 2 p.m.,
Boulder, Colo.



Kevin McMillan



SCHOOL INFORMATION

LocationMartin, Tenn.
Founded.....1900
Enrollment8,011
NicknameSkyhawks
Colors.....Navy Blue, Orange & White
Conference.....Ohio Valley
Arena (Capacity).....Skyhawk Arena
(5,000)
Chancellor.....Dr. Tom Rakes
Athletic DirectorPhil Dane

SPORTS INFORMATION

Women's Basketball SID ...Joe Lofaro
Office.....731-881-7632
Cell.....731-514-2905
E-Mailjlofaro@utm.edu
Fax731-881-7624
Press Row Phone.....731-881-7694
Websiteutmsports.com

COACHING STAFF

Head CoachKevin McMillan
Record at UTM (years)11-19 (1)
Career Record (years)11-19 (1)
Assistant Coach.....Brian Haskins
Assistant CoachDavid Russell
Assistant CoachStacie Evans

TEAM INFORMATION

2009-10 Record11-19
2009-10 Conference.....8-10 (t-4th)
2010 PostseasonDNP
Final Ranking (AP/WBCA)NR
Letterwinners Returning/LostN/A
Starters Returning/LostN/A

KEY RETURNERS (2009-10 STATS)

Erica Glisson, 5-7, So., G
(4.5 PPG, 2.1 rpg, 3.0 apg)
Alecia Weatherly, 5-11, Sr., G
(12.6 PPG, 5.9 rpg, 2.0 apg)

SERIES INFORMATION

Overall.....First Meeting

2010-11 OPPONENTS



OMNI HOTELS® CLASSIC

Friday, Nov. 26

EASTERN WASHINGTON

vs.

LOYOLA-CHICAGO

5 p.m.

EVANSVILLE

vs.

COLORADO

7:30 p.m.



Saturday, Nov. 27

CONSOLATION

5 p.m.

CHAMPIONSHIP

7:30 p.m.

Previous Coors Classic Winners

- 1987 – Houston
- 1988 – Colorado
- 1989 – Colorado
- 1990 – Washington
- 1991 – Vanderbilt
- 1992 – Colorado
- 1993 – Colorado
- 1994 – Colorado
- 1995 – Louisiana Tech
- 1996 – Colorado
- 1997 – Colorado
- 1998 – Colorado
- 1999 – Colorado
- 2000 – Colorado
- 2001 – Colorado
- 2002 – Villanova
- 2003 – Colorado
- 2004 – LSU
- 2005 – Northern Iowa
- 2006 – CU/Wyoming
- 2007 – Clemson
- 2008 – Minnesota
- 2009 – Colorado

LOYOLA CHICAGO

Sat. Nov. 27, 5/7:30 p.m.,
Boulder, Colo.



Eric Simpson



SCHOOL INFORMATION

LocationChicago, Ill.
Founded.....1870
Enrollment.....15,670
Nickname.....Ramblers
ColorsMaroon and Gold
Conference.....Horizon League
Arena (Capacity).....Gentile Center
(5,200)
President ..Michael J. Garanzini, S.J.
Athletic Director.....Dr. John Planck

SPORTS INFORMATION

Women's Basketball SID...Leo Krause
Office.....773-508-2497
Cell.....N/A
E-Mail.....lkrause@luc.edu
Fax773-508-3884
Press Row Phone.....773-274-3550
Websiteloyolaramblers.com

COACHING STAFF

Head CoachEric Simpson
Record at LU (years)15-15 (1)
Career Record (years)15-15 (1)
Assoc. Head CoachBrent Brown
Assistant Coach ...Clare Bodensteiner
Assistant Coach Latoya Howell

TEAM INFORMATION

2009-10 Record15-15
2009-10 Conference9-9 (t-5th)
2010 PostseasonDNP
Final Ranking (AP/WBCA)NR
Letterwinners Returning/LostN/A
Starters Returning/LostN/A

KEY RETURNERS (2009-10 STATS)

Monica Albano, 5-8, So., G
(5.4 PPG, 2.2 rpg, 1.3 apg)
Ellen Ayoub, 6-1, Jr., F
(6.3 PPG, 4.0 rpg, 0.8 apg)
Brittany Boeke, 6-2, Sr., F/C
(6.1 PPG, 3.5 rpg, 1.3 apg)

SERIES INFORMATION

Overall.....First Meeting

EASTERN WASHINGTON

Sat., Nov. 27, 2010, 5/7:30 p.m.,
Boulder, Colo.



Wendy Schuller



SCHOOL INFORMATION

Location.....Cheney, Wash
Founded.....1882
Enrollment9,897
NicknameEagles
ColorsRed & White
Conference.....Big Sky
Arena (Capacity)Reese Court
(6,000)
ChancellorDr. Rodolfo Arevalo
Athletic DirectorBill Chaves

SPORTS INFORMATION

WBB SID.....Cara Schlinger
Office.....509-359-6334
Cell.....509-280-2502
E-Mailcschlinger@ewu.edu
Fax509-359-2828
Press Row Phone 509-359-6331
Websitegoeags.com

COACHING STAFF

Head CoachWendy Schuller
Record at EWU (years)...113-148 (9)
Career Record (years)....113-148 (9)
Assistant Coach.....Cheryl Sorenson
Assistant CoachAlison Chase
Assistant CoachRaelynn Chaffee

TEAM INFORMATION

2009-10 Record19-12
2009-10 Conference12-4 (1st)
2010 PostseasonWNIT 1st Round
Final Ranking (AP/WBCA)NR
Letterwinners Returning/Lost ...10/3
Starters Returning/Lost.....3/2

KEY RETURNERS (2009-10 STATS)

Kyla Evans, 5-11, Sr., G
(9.4 PPG, 3.0 rpg, 1.8 apg)
Brianna Ryan, 6-0, Jr., G
(9.1 PPG, 4.5 rpg, 1.4 spg)
Julie Piper, 6-1, Sr., F
(11.8 PPG, 7.5 rpg, 1.0 apg)

SERIES INFORMATION

OverallCU leads 2-0
In Boulder.....CU leads 1-0
Neutral.....CU leads 1-0

EVANSVILLE

Fri. Nov. 26, 2010 7:30 p.m.,
Boulder, Colo



Misty Murphy



SCHOOL INFORMATION

LocationEvansville, Ind.
Founded.....1854
Enrollment2,699
NicknamePurple Aces
Colors.....Purple, Orange & White
Conference.....Missouri Valley
Arena (Capacity).....Roberts Stadium
(11,600)
PresidentDr. Thomas Kazee
Athletic DirectorJohn Stanley

SPORTS INFORMATION

WBB SIDLizzie Barlow
Office.....812-488-1152
Cell.....N/A
E-Mail.....eb153@evansville.edu
Fax812-488-2090
Press Row Phone.....812-488-1405
Websitegopurpleaces.com

COACHING STAFF

Head Coach.....Misty Murphy
Record at EU (years)19-45 (3)
Career Record (years)127-110 (8)
Assistant CoachMike Jacobsma
Assistant CoachJim Sexton
Assistant Coach.....Nicki Motto

TEAM INFORMATION

2009-10 Record4-26
2009-10 Conference1-17 (10th)
2010 PostseasonDNP
Final Ranking (AP/WBCA)NR
Letterwinners Returning/Lost.....3/2
Starters Returning/Lost.....7/5

KEY RETURNERS (2009-10 STATS)

Samantha Heck, 6-2, So., C
(7.1 PPG, 4.8 rpg)
Jordan Lewis, 5-8, Jr., G
(6.0 PPG, 2.0 rpg)

SERIES INFORMATION

OverallCU leads 1-0
Neutral.....CU leads 1-0



2010-11 OPPONENTS

TEXAS STATE

Wed., Dec. 1, 2010, 7 p.m.,
Boulder, Colo.



Suzanne Fox



SCHOOL INFORMATION

Location.....San Marcos, Texas
Founded.....1899
Enrollment.....32,586
Nickname.....Bobcats
Colors.....Maroon and Gold
Conference.....Southland
Arena (Capacity) ...Strahan Coliseum
(7,200)
President.....Dr. Denise M. Trauth
Athletic Director.....Dr. Larry Teis

SPORTS INFORMATION

Women's Basketball SID.....TBA
Office.....512-245-4692
Cell.....TBA
E-Mail.....TBA
Fax.....515-245-2967
Press Row Phone.....515-245-5532
Website.....txstatebobcats.com

COACHING STAFF

Head Coach.....Suzanne Fox
Record at TSU (years) ..158-184 (12)
Career Record (years) ..282-237 (18)
Assistant Coach.....Patrick Henry
Assistant Coach.....Michael Trujillo
Assistant Coach.....Holly Sartor

TEAM INFORMATION

2009-10 Record.....7-10
2009-10 Conference 3-13 (6th-West)
2010 Postseason.....DNP
Final Ranking (AP/WBCA).....NR
Letterwinners Returning/Lost...10/3
Starters Returning/Lost.....2/3

KEY RETURNERS (2009-10 STATS)

Diamond Ford, 5-9, So., G
(11.0 PPG, 3.6 rpg, 1.0 apg)
Kelsey Krupa, 5-9, Jr., G
(10.4 PPG, 2.7 rpg, 1.2 apg)
Chika Ofoegbu, 6-0, Sr., F
(6.5 PPG, 5.5 rpg, 0.8 spg)

SERIES INFORMATION

Overall.....Tied 1-1
In Boulder.....CU leads 1-0
In San Marcos.....TSU leads 1-0

ILLINOIS

Sat., Dec. 4, 2010, 5:30 p.m.,
Boulder, Colo.



Jollette Law



SCHOOL INFORMATION

Location.....Urbana-Champaign, Ill.
Founded.....1867
Enrollment.....42,326
Nickname.....Fighting Illini
Colors.....Orange and Blue
Conference.....Big Ten
Arena (Capacity).....Assembly Hall
(16,618)
President.....Michael J. Hogan
Athletic Director.....Ron Guenther

SPORTS INFORMATION

Women's Basketball SID...Derek Neal
Office.....217-244-3707
Cell.....309-241-0804
E-Mail.....drneal@illinois.edu
Fax.....217-333-5540
Press Row Phone.....217-333-1227
Website.....fightingillini.com

COACHING STAFF

Head Coach.....Jollette Law
Record at DU (years).....49-51 (3)
Career Record (years).....49-51 (3)
Assistant Coach.....Lisa Cirmignano
Assistant Coach.....Michael Peck
Assistant Coach.....Usha Gilmore

TEAM INFORMATION

2009-10 Record.....19-15
2009-10 Conference.....7-11 (T-8th)
2010 Postseason .WNIT Quarterfinals
Final Ranking (AP/WBCA).....NR
Letterwinners Returning/Lost.....7/5
Starters Returning/Lost.....3/2

KEY RETURNERS (2009-10 STATS)

Kersten Magrum, 6-1, So., F
(4.3 PPG, 1.5 rpg, 0.4 apg)
Lydia McCully, 5-9, Jr., G
(5.0 PPG, 3.0 rpg, 2.2 apg)
Karisma Penn, 6-2, So., F
(10.9 PPG, 5.5 rpg, 1.7 bpg)

SERIES INFORMATION

Overall.....CU leads 2-1
In Boulder.....CU leads 2-0
In Urbana-Champaign...UI leads 1-0

COLORADO STATE

Wed., Dec. 8, 2010, 5:30 p.m.,
Boulder, Colo.



Kristen Holt



SCHOOL INFORMATION

Location.....Fort Collins, Colo.
Founded.....1870
Enrollment.....25,413
Nickname.....Rams
Colors.....Green and Gold
Conference.....Mountain West
Arena (Capacity).....Moby Arena
(8,745)
President.....Dr. Anthony Frank
Athletic Director.....Paul Kowalczyk

SPORTS INFORMATION

WWB SID.....Danielle Marshall
Office.....970-491-6494
Cell.....970-980-7353
E-Mail.....Danielle.Marshall
@colostate.edu
Fax.....970-491-1348
Press Row Phone.....970-491-3981
Website.....csurams.com

COACHING STAFF

Head Coach.....Kristen Holt
Record at CSU (years).....22-37 (3)
Career Record (years).....43-53 (4)
Assistant Coach.....Dick Lien
Assistant Coach.....Taylor Steven

TEAM INFORMATION

2009-10 Record.....13-17
2009-10 Conference.....5-11 (8th)
2010 Postseason.....DNP
Final Ranking (AP/WBCA).....NR
Letterwinners Returning/Lost....8/1
Starters Returning/Lost.....4/1

KEY RETURNERS (2009-10 STATS)

Kim Mestdagh, 5-10, Jr., G/F
(16.3 PPG, 5.4 rpg, 2.1 apg)
Bonnie Barbee, 5-8, Sr., G
(7.9 PPG, 2.6 rpg, 1.5 apg)
Meghan Heimstra, 6-2, Jr., F
(8.8 PPG, 7.9 rpg, 2.4 apg)

SERIES INFORMATION

Overall.....CU leads 30-11
In Boulder.....CU leads 20-2
In Fort Collins.....CU leads 10-9

USC

Sat. Dec. 18, 2010, 5:30p.m.,
Los Angeles, Calif.



Michael Cooper



SCHOOL INFORMATION

Location.....Los Angeles, Calif.
Founded.....1880
Enrollment.....33,000
Nickname.....Trojans
Colors.....Cardinal & Gold
Conference.....Pac-10
Arena (Capacity).....Galen Center
(10,258)
President.....C.L. Max Nikias
Athletic Director.....Pat Haden

SPORTS INFORMATION

Women's Basketball SID...Darcy Couch
Office.....213-740-3808
Cell.....213-725-3447
E-Mail.....dcouch@usc.edu
Fax.....213-740-7584
Press Row Phone.....213-740-3900
Website.....usctrojans.com

COACHING STAFF

Head Coach.....Michael Cooper
Record at USC (years).....19-12 (1)
Career Record (years).....19-12 (1)
Assistant Coach.....Laura Beeman
Assistant Coach.....Mary Wooley
Assistant Coach....Michael Cooper II

TEAM INFORMATION

2009-10 Record.....19-12
2009-10 Conference.....12-6 (3rd)
2010 Postseason.....DNP
Final Ranking (AP/WBCA).....NR
Letterwinners Returning/Lost....8/4
Starters Returning/Lost.....3/2

KEY RETURNERS (2009-10 STATS)

Ashley Corral, 5-9, Jr., G
(15.1PPG, 4.5 rpg, 5.0 apg)
Briana Gilbreath, 6-1, Jr., G
(12.7 PPG, 5.9 rpg, 3.1 apg)
Kari LaPlante, 6-5, Sr., C
(6.8 PPG, 4.8 rpg)

SERIES INFORMATION

Overall.....Tied 2-2
In Boulder.....Tied 1-1
In Los Angeles.....Tied 1-1

2010-11 OPPONENTS



DAYTON

Sun., Dec. 19, 2010, 4/6:30 p.m.,
Los Angeles, Calif.



Jim Jabir



SCHOOL INFORMATION

LocationDayton, Ohio
Founded.....1850
Enrollment7,700
NicknameFlyers
ColorsRed and Blue
Conference.....Atlantic 10
Arena (Capacity)UD Arena
(13,409)
President.....Dr. Daniel J. Curran
Athletic DirectorTim Wabler

SPORTS INFORMATION

WBB SIDKrystal Warren
Office.....937-229-5240
Cell.....937-269-5665
E-Mail .warrenkk@notes.udayton.edu
Fax937-229-4461
Press Row Phone.....937-449-2855
Websitedaytonflyers.com

COACHING STAFF

Head CoachJim Jabir
Record at UD (years).....115-103 (7)
Career Record (years) ..335-326 (23)
Assistant Coach.....Kyle Rechlicz
Assistant CoachAngie Russell

TEAM INFORMATION

2009-10 Record25-8
2009-10 Conference.....11-3 (2nd)
2010 Postseason.....NCAA 2nd round
Final Ranking (AP/WBCA)NR
Letterwinners Returning/Lost...14/1
Starters Returning/Lost.....4/1

KEY RETURNERS (2009-10 STATS)

Justine Raterman, 6-1, Jr., F
(12.9 PPG, 5.8 rpg, 1.24 apg)
Kristin Daugherty, 6-0, Sr., G
(9.6 PPG, 3.7 rpg, 1.55 apg)
Casey Nance, 6-4, Jr., C
(5.3 PPG, 6.2 rpg, 0.82 apg)

SERIES INFORMATION

OverallCU leads 1-0
In BoulderCU leads 1-0

SAN DIEGO STATE

Sun. Dec. 19, 2010, 4/6:30 p.m.,
Los Angeles, Calif.



Beth Burns



SCHOOL INFORMATION

LocationSan Diego, Calif.
Founded.....1897
Enrollment.....32,396
NicknameAztecs
ColorsScarlet and Black
Conference.....Mountain West
Arena (Capacity)Viejas Arena
(12,414)
Chancellor.....Dr. Stephen Webber
Athletic DirectorJim Sterk

SPORTS INFORMATION

Women's Basketball SID..Peggy Curtin
Office.....619-594-2576
Cell.....619-540-6146
E-Mailmcurtin@mail.sdsu.edu
Fax619-582-6541
Press Row Phone 619-265-5853
Websitegoaztecs.com

COACHING STAFF

Head CoachBeth Burns
Record at SDSU (years) ..231-155 (13)
Career Record (years) ..312-220 (18)
Assoc. Head Coach.....Mark Trakh
Assistant CoachJualeah Woods
Assistant CoachJorge Cerna

TEAM INFORMATION

2009-10 Record23-11
2009-10 Conference.....10-6 (t-3rd)
2010 PostseasonNCAA Sweet 16
Final Ranking (AP/WBCA)NR/20
Letterwinners Returning/Lost.....6/5
Starters Returning/Lost.....3/2

KEY RETURNERS (2009-10 STATS)

Coco Davis, 5-9, Sr., G
(5.6 PPG, 4.3 rpg, 3.6 apg)
Jessica Bradley, 6-3, Sr., F
(7.2 PPG, 6.5 rpg, 1.9 bpg)
Paris Johnson, 6-4, Sr., C
(11.1 PPG, 6.3 rpg, 1.8 bpg)

SERIES INFORMATION

OverallTied 1-1
In BoulderCU leads 1-0
In San DiegoSDSU leads 1-0

COLGATE

Wed. Dec. 2010, 30, 7 p.m.,
Boulder, Colo.



Pamela Bass



SCHOOL INFORMATION

LocationHamilton, N.Y.
Founded.....1819
Enrollment2,800
NicknameRaiders
Colors.....Maroon and White
Conference.....Patriot League
Arena (Capacity)Cotterell Court
(3,100)
PresidentJeffery Herbst
Athletic DirectorDavid Roach

SPORTS INFORMATION

WBB SIDGloria Nantulya
Office.....315-228-6761
Cell.....N/A
E-Mailgnantulya@colgate.edu
Fax315-228-7977
Press Row Phone.....315-228-6816
Websitegocolgateraiders.com

COACHING STAFF

Head CoachPamela Bass
Record at CU (years)16-73 (3)
Career Record (years)24-94 (4)
Assistant CoachKaren Blair
Assistant CoachJanell Crayton
Assistant CoachBen Kantor

TEAM INFORMATION

2009-10 Record10-19
2009-10 Conference5-9 (t-4th)
2010 PostseasonDNP
Final Ranking (AP/WBCA)NR
Letterwinners Returning/Lost.....8/1
Starters Returning/Lost.....4/1

KEY RETURNERS (2009-10 STATS)

Sami Kozlowski, 5-8, Sr., G
(9.6 PPG, 3.3 rpg, 2.3 apg)
Jhazmine Lynch, 5-6, So., G
(8.8 PPG, 3.1 rpg, 1.9 apg)
Tricia Oakes, 6-4, Jr., C
(9.8 PPG, 5.2 rpg, 0.7 bpg)

SERIES INFORMATION

Overall.....First Meeting

NORTH DAKOTA

Tue. Jan. 4, 2011, 7 p.m.,
Boulder, Colo.



Gene Roebuck



SCHOOL INFORMATION

LocationGrand Forks, N.D.
Founded.....1883
Enrollment.....14,095
NicknameFighting Sioux
ColorsKelly Green and White
ConferenceGreat West
Arena (Capacity).....Betty Engelstad
Sioux Center (3,140)
PresidentDr. Robert Kelley
Athletic DirectorBrian Faison

SPORTS INFORMATION

WBB SIDChristy Kramer
Office.....701-777-4210
Cell.....320-226-2420
E-Mailchristykramer
@mail.und.nodak.edu
Fax701-777-4352
Press Row Phone.....701-777-5061
Website.....fightingsioux.com

COACHING STAFF

Head CoachGene Roebuck
Record at UND (years) ..592-118 (23)
Career Record (years) ..679-132 (26)
Assistant CoachTravis Brewster
Assistant Coach.....John Motherwell
Assistant CoachDanye Guinn

TEAM INFORMATION

2009-10 Record17-14
2009-10 Conference.....17-14 (1st)
2010 PostseasonDNP
Final Ranking (AP/WBCA)NR
Letterwinners Returning/Lost.....5/4
Starters Returning/Lost.....2/3

KEY RETURNERS (2009-10 STATS)

Mallory Youngblut, 6-0, Sr., F
(13.1 PPG, 7.3 rpg)
Corey Lof, 6-0, Sr., F
(5.4 PPG, 5.7 rpg)
Shyla Kuehl, 6-2, So., C
(3.2 PPG, 3.0 rpg)

SERIES INFORMATION

Overall.....First Meeting



2010-11 OPPONENTS

BAYLOR

Sat. March 5, 2011, TBA,
Boulder, Colo.

SCHOOL INFORMATION

LocationWaco, Texas
 Founded.....1845
 Enrollment.....14,900
 NicknameLady Bears
 Colors.....Green and Gold
 Conference.....Big 12
 Arena (Capacity).....Ferrell Center (10,284)
 President.....Ken Starr
 Athletic Director.....Ian McCaw
 SWANancy Post

SPORTS INFORMATION

Women's Basketball SIDJulie Bennett
 Office.....254-710-2743
 Cell.....254-709-9657
 E-MailJulie_Bennett@baylor.edu
 Fax254-710-1369
 Press Row Phone.....254-710-3955
 Website.....BaylorBears.com

COACHING STAFF

Head CoachKim Mulkey
 Record at BU (years).....264-76 (11)
 Career Record (years)264-76 (11)
 Associate Head Coach.....Bill Brock
 Assistant Coach.....Leon Barmore
 Assistant CoachDamion McKinney

TEAM INFORMATION

2009-10 Record27-10
 2009-10 Conference.....9-7 (6th)
 2010 Postseason.....NCAA Women's Final Four
 Final Ranking (AP/WBCA)14/4
 Letterwinners Returning/Lost.....11/1
 Starters Returning/Lost.....4/1

KEY RETURNERS (2009-10 STATS)

Brittney Griner, 6-8, So., P (18.4 PPG, 8.5 rpg, 6.5 bpg)
 Kelli Griffin, 5-8, Sr., G (7.8 PPG, 5.1 apg)
 Melissa Jones, 5-10, Sr., G (10.4 PPG, 6.3 rpg)

SERIES INFORMATION

OverallBaylor leads 11-8
 In Boulder.....CU leads 5-4
 In Waco.....BU leads 6-2
 Neutral.....Tied 1-1

2010-11 SCHEDULE

Nov. 12 #FLORIDA INTERNATIONAL	Jan. 22 *TEXAS TECH
Nov. 13 #MONTANA STATE	Jan. 29 *at Texas A&M
Nov. 14 #RICE	Feb. 2 *OKLAHOMA
Nov. 16 !-vs. Connecticut	Feb. 6 *at Oklahoma State
Nov. 19 MICHIGAN STATE	Feb. 9 *at Nebraska
Nov. 23 TEXAS SOUTHERN	Feb. 12 *TEXAS
Nov. 26 LIBERTY	Feb. 14 *TEXAS A&M
Nov. 28 SOUTHERN LOUISIANA	Feb. 19 *at Texas Tech
Dec. 1 NOTRE DAME	Feb. 23 *KANSAS STATE
Dec. 5 MINNESOTA	Feb. 27 *at Oklahoma
Dec. 14 TENNESSEE	Mar. 2 *MISSOURI
Dec. 20 @-vs. Clemson	Mar. 5 *at Colorado
Dec. 21 @-vs. Syracuse	
Dec. 30 UT-PAN AMERICAN	*-Big 12 Conference Game
Jan. 8 *IOWA STATE	!-State Farm Women's Tip-Off Classic, Hartford, Conn.
Jan. 12 *at Texas	#-World Vision Invitational, Waco, Texas
Jan. 15 *OKLAHOMA STATE	@- Bahamas Sunsplash Shootout
Jan. 19 *at Kansas	



Kim Mulkey



Brittney Griner
So., P



IOWA STATE

Sat. Jan. 15, 2011, 4 p.m.,
Boulder, Colo.

Sat. Feb. 19, 2011, 6 p.m., Ames, Iowa

SCHOOL INFORMATION

LocationAmes, Iowa
 Founded.....1858
 Enrollment.....28,862
 NicknameCyclones
 ColorsCardinal & Gold
 ConferenceBig 12
 Arena (Capacity).....James H. Hilton Coliseum
 (14,356)
 President.....Dr. Gregory Geoffroy
 Athletic Director.....Jamie Pollard
 SWACalli Theisen Sanders

SPORTS INFORMATION

Women's Basketball SIDMatt Shoultz
 Office.....515-294-1393
 Cell.....515-520-7642
 E-Mailmshoultz@iastate.edu
 Fax515-294-0558
 Press Row Phone.....515-294-6178
 Websitecyclones.com

COACHING STAFF

Head CoachBill Fennelly
 Record at ISU (years)332-149 (15)
 Career Record (years)498-202 (22)
 Associate Head Coach.....Jack Easley
 Assistant Coach.....Latoja Schaben
 Assistant CoachJodi Steyer

TEAM INFORMATION

2009-10 Record25-8
 2009-10 Conference.....11-5 (t-2nd)
 2010 Postseason.....NCAA Sweet 16
 Final Ranking (AP/WBCA).....16/13
 Letterwinners Returning/Lost.....6/6
 Starters Returning/Lost.....3/2

KEY RETURNERS (2009-10 STATS)

Kelsey Bolte, 6-1, Sr., G (12.3 PPG, 4.5 rpg, 1.5 apg)
 Anna Prins, 6-7, So., C (9.9 PPG, 4.2 rpg)
 Chelsea Poppins, 6-2, So., F (8.8 PPG, 7.2 rpg)

SERIES INFORMATION

Overall.....CU leads 36-29
 In BoulderCU leads 18-10
 In Ames.....ISU leads 15-12
 Neutral.....CU leads 6-4

2010-11 SCHEDULE

Nov. 13 WESTERN ILLINOIS	Jan. 26 *at Nebraska
Nov. 15 DRAKE	Jan. 29 *MISSOURI
Nov. 21 at Northern Iowa	Feb. 2 *OKLAHOMA STATE
Nov. 25 !-vs. Virginia	Feb. 5 *at Oklahoma
Nov. 26 !-vs. TCU	Feb. 9 *at Kansas
Nov. 27 !-vs. West Virginia	Feb. 13 *KANSAS STATE
Dec. 5 MICHIGAN	Feb. 16 *at Texas Tech
Dec. 9 at Iowa	Feb. 19 *COLORADO
Dec. 12 COLUMBIA	Feb. 21 *TEXAS
Dec. 20 CAL STATE NORTHRIDGE	Feb. 26 *at Kansas State
Dec. 29 #-FLORIDA A&M	Mar. 1 *KANSAS
Dec. 30 #-PRAIRIE VIEW A&M	Mar. 5 *at Missouri
Jan. 2 CHICAGO STATE	
Jan. 4 NORTH DAKOTA STATE	*Big 12 Conference game
Jan. 8 *at Baylor	!-Paradise Jam Tournament, St. Thomas, U.S.
Jan. 11 *NEBRASKA	Virgin Islands
Jan. 15 *at Colorado	#-Cyclone Challenge, Ames, Iowa
Jan. 22 *TEXAS A&M	



Bill Fennelly



Kelsey Bolte
Sr., G



2010-11 OPPONENTS



KANSAS

Wed. Jan. 12, 2011, 7 p.m.,
Boulder, Colo.

Wed. Feb. 2, 2011, 6 p.m.,
Lawrence, Kan.

SCHOOL INFORMATION

Location.....Lawrence, Kan.
Founded.....1866
Enrollment.....30,102
Nickname.....Jayhawks
Colors.....Crimson & Blue
Conference.....Big 12
Arena (Capacity).....Allen Fieldhouse (16,300)
Chancellor.....Dr. Bernadette Gray-Little
Athletic Director.....Lew Perkins
SWA.....Debbie Van Saun

SPORTS INFORMATION

Women's Basketball SID.....Katy Lonergan
Office.....785-864-7314
Cell.....785-691-7026
E-Mail.....katyl@ku.edu
Fax.....785-864-7944
Press Row Phone.....785-864-5593
Website.....kuathletics.com

COACHING STAFF

Head Coach.....Bonnie Henrickson
Record at KU (years).....96-95 (6)
Career Record (years).....254-157 (13)
Assistant Coach.....Chester Nichols
Assistant Coach.....Katie O'Connor
Assistant Coach.....Tory Verdi

TEAM INFORMATION

2009-10 Record.....17-16
2009-10 Conference.....5-11 (t-8th)
2010 Postseason.....WNIT Quarterfinals
Final Ranking (AP/WBCA).....NR
Letterwinners Returning/Lost.....7/7
Starters Returning/Lost.....3/2

KEY RETURNERS (2009-10 STATS)

Aishah Southerland, 6-2, Jr., F (9.3 PPG, 7.1 rpg)
Carolyn Davis, 6-3, So., F (10.2 PPG, 5.6 rpg)
Krysten Boogaard, 6-5, Sr., C (8.7 PPG, 4.2 rpg)

SERIES INFORMATION

Overall.....CU leads 33-32
In Boulder.....CU leads 18-10
In Lawrence.....KU leads 17-12
Neutral.....KU leads 5-3

2010-11 SCHEDULE

Nov. 17 TEXAS A&M CORPUS CHRISTI	Jan. 23 *OKLAHOMA
Nov. 21 at Wisconsin	Jan. 26 *at Missouri
Nov. 26 !NORTH DAKOTA STATE	Jan. 29 *at Kansas State
Nov. 27 !MEMPHIS	Feb. 2 *COLORADO
Nov. 28 !FORDHAM	Feb. 5 at Texas
Dec. 1 MAINE	Feb. 9 *IOWA STATE
Dec. 4 at SMU	Feb. 12 *at Texas A&M
Dec. 9 at Michigan	Feb. 19 *MISSOURI
Dec. 12 ALABAMA	Feb. 23 *at Oklahoma State
Dec. 19 SIU EDWARDSVILLE	Feb. 26 *NEBRASKA
Dec. 22 at Creighton	Mar. 1 *at Iowa State
Dec. 30 UT-ARLINGTON	Mar. 5 *KANSAS STATE
Jan. 3 UMKC	Mar. 8-12 Big 12 Championship
Jan. 8 *TEXAS TECH	
Jan. 12 *at Colorado	*-Big 12 Conference Game
Jan. 16 *at Nebraska	!- Basketball Travelers Inc., Tournament
Jan. 19 *BAYLOR	



Bonnie Henrickson



Carolyn Davis
So., F



KANSAS STATE

Wed. Jan. 26, 2011, 7 p.m.,
Boulder, Colo.

Wed. Feb. 16, 2011, 6 p.m.,
Manhattan, Kan.

SCHOOL INFORMATION

Location.....Manhattan, Kan.
Founded.....1863
Enrollment.....23,566
Nickname.....Wildcats
Colors.....Purple and White
Conference.....Big 12
Arena (Capacity).....Bramlage Coliseum (12,528)
President.....Dr. Kirk Shulz
Athletic Director.....John Currie
SWA.....Jill Shields

SPORTS INFORMATION

Women's Basketball SID.....Randy Peterson
Office.....785-532-7975
Cell.....785-587-7769
E-Mail.....rspete12@k-state.edu
Fax.....785-532-6093
Press Row Phone.....785-539-3423
Website.....k-statesports.com

COACHING STAFF

Head Coach.....Deb Patterson
Record at KSU (years).....279-164 (14)
Career Record (years).....279-164 (14)
Associate Head Coach.....Kamie Ethridge
Assistant Coach.....Kelly Moylan
Assistant Coach.....Shalee Lehning

TEAM INFORMATION

2009-10 Record.....14-18
2009-10 Conference.....5-11 (9th)
2010 Postseason.....DNP
Final Ranking (AP/WBCA).....NR
Letterwinners Returning/Lost.....8/2
Starters Returning/Lost.....3/2

KEY RETURNERS (2009-10 STATS)

Brittany Chambers, 5-8, So., G (12.1 PPG, 5.8 rpg, 2.5 apg)
Jalana Childs, 6-2, Jr., F (7.3 PPG, 4.4 rpg)
Taelor Karr, 5-8, So., G (9.1 PPG, 4.5 rpg, 1.5 spg)

SERIES INFORMATION

Overall.....Series Tied 33-33
In Boulder.....CU leads 16-12
In Kansas.....KSU leads 17-13
Neutral.....Series Tied 4-4

2010-11 SCHEDULE

Nov. 12 !-GRAMBLING STATE	Jan. 26 *at Colorado
Nov. 13 !-MARIST/ST. JOHN'S	Jan. 29 *KANSAS
Nov. 17 INDIANA STATE	Feb. 5 *at Missouri
Nov. 21 WESTERN ILLINOIS	Feb. 9 *TEXAS
Nov. 27 at College of Charleston	Feb. 13 *at Iowa State
Nov. 30 SOUTH DAKOTA STATE	Feb. 16 *COLORADO
Dec. 5 at Iowa	Feb. 19 *at Nebraska
Dec. 8 NORTH DAKOTA	Feb. 23 *at Baylor
Dec. 12 UC DAVIS	Feb. 26 *IOWA STATE
Dec. 20 &-at UTSA	Mar. 2 *TEXAS A&M
Dec. 21 &-vs. Middle Tennessee State	Mar. 5 *at Kansas
Dec. 29 #-at Dartmouth	
Dec. 30 #-vs. Vermont	*-Big 12 Conference Game
Jan. 8 *OKLAHOMA STATE	!-KSU Commerce Bank Wildcat Classic,
Jan. 12 *at Oklahoma	Manhattan, Kan.
Jan. 15 *at Texas Tech	&-UTSA Christmas Classic, San Antonio,
Jan. 19 *MISSOURI	Texas
Jan. 22 *NEBRASKA	#-Blue Sky Classic, Hanover, N.H.



Deb Patterson



Brittany Chambers
So., G





2010-11 OPPONENTS

MISSOURI

Sat. Jan. 22, 2011, TBA,
Boulder, Colo.

Sat. Feb. 26, 2011, 3 p.m.,
Columbia, Mo.

SCHOOL INFORMATION

LocationColumbia, Mo.
Founded1839
Enrollment31,314
NicknameTigers
ColorsOld Gold and Black
ConferenceBig 12
Arena (Capacity)Mizzou Arena (15,061)
President.....Gary Forsee
Athletic DirectorMichael Alden
SWASarah Reesman

SPORTS INFORMATION


Women's Basketball SIDKate Lakin
Office.....573-884-8519
Cell.....573-356-6114
E-Maillakinke@missouri.edu
Fax573-882-4720
Press Row Phone.....573-882-1442
Websitemutigers.com

COACHING STAFF

Head CoachRobin Pingeton
Record at MU (years)First Season
Career Record (years)338-157 (15)
Assistant CoachRandy Norton
Assistant CoachWillie Cox
Assistant CoachJenny Putman



Robin Pingeton



RaeShara Brown
Sr., G



TEAM INFORMATION

2009-10 Record12-18
2009-10 Conference2-14 (12th)
2010 PostseasonDNP
Final Ranking (AP/WBCA)NR
Letterwinners Returning/Lost10/4
Starters Returning/Lost2/3

KEY RETURNERS (2009-10 STATS)

RaeShara Brown, 5-8, Sr., G (9.7 PPG, 4.7 rpg, 2.9 spg)
Shakara Jones, 6-2, Sr., F (9.1 PPG, 5.5 rpg, 27.4 mpg)

SERIES INFORMATION

Overall.....CU leads 40-27
In BoulderCU leads 21-8
In Columbia.....Tied 15-15
Neutral.....Tied 4-4

2010-11 SCHEDULE

Nov. 12 at Memphis	Jan. 19 *at Kansas State
Nov. 14 at Eastern Illinois	Jan. 22 *at Colorado
Nov. 25 !-vs. Tennessee	Jan. 26 *KANSAS
Nov. 26 !-vs. Georgetown	Jan. 29 *at Iowa State
Nov. 27 !-vs. Georgia Tech	Feb. 2 *NEBRASKA
Dec. 1 at Ball State	Feb. 5 *KANSAS STATE
Dec. 5 #-at Northwestern	Feb. 12 *at Oklahoma
Dec. 7 UT MARTIN	Feb. 16 *OKLAHOMA STATE
Dec. 11 UMKC	Feb. 19 *at Kansas
Dec. 19 NEW JERSEY INST. OF TECH.	Feb. 22 *at Nebraska
Dec. 21 UC RIVERSIDE	Feb. 26 *COLORADO
Dec. 29 UAB	Mar. 2 *at Baylor
Jan. 2 FLORIDA STATE	Mar. 5 *IOWA STATE
Jan. 5 at Xavier	Mar. 11-14 . . Phillips 66 Big 12 Championship
Jan. 8 *TEXAS	
Jan. 12 *at Texas Tech	*-Big 12 Conference Game
Jan. 15 *TEXAS A&M	!-Paradise Jam, St. Thomas, USVI
	#-Big Ten/Big 12 Challenge

NEBRASKA

Sun. Feb. 6, 2011, 2 p.m.,
Boulder, Colo.

Wed. March 2, 2011, 6:05 p.m.,
Lincoln, Neb.

SCHOOL INFORMATION

LocationLincoln, Neb.
Founded1869
Enrollment24,100
NicknameCornhuskers, Huskers
ColorsScarlet and Cream
ConferenceBig 12
Arena (Capacity)Devaney Center (13,595)
ChancellorHarvey Perlman, J.D.
Athletic DirectorTom Osborne
SWAPat Logsdon

SPORTS INFORMATION

Women's Basketball SIDJeff Griesch
Office.....402-472-7775
Cell.....402-540-0279
E-Mailjgriesch@huskers.com
Fax402-472-2005
Press Row Phone.....402-472-2279
Websitehuskers.com

COACHING STAFF

Head CoachConnie Yori
Record at NU (years)153-99 (9)
Career Record (years)348-239 (20)
Assistant CoachSunny Smallwood
Assistant CoachKellie Lewis-Jay
Assistant CoachDayna Finch



Connie Yori



Dominique Kelley
Sr., G



TEAM INFORMATION

2009-10 Record32-2
2009-10 Conference16-0 (1st)
2010 PostseasonNCAA Sweet 16
Final Ranking (AP/WBCA)4/7
Letterwinners Returning/Lost9/6
Starters Returning/Lost2/3

KEY RETURNERS (2009-10 STATS)

Dominique Kelley, 5-7, Sr., G (12.6 PPG, 3.9 rpg, 1.9 apg)
Lindsey Moore, 5-9, So., G (6.0 PPG, 2.1 rpg, 4.5 apg)
Catheryn Redmon, 6-3, Sr., C (4.2 PPG, 4.4 rpg, 1.9 bpg)

SERIES INFORMATION

Overall.....Colorado leads 39-28
In BoulderCU leads 25-6
In Lincoln.....NU leads 21-11
Neutral.....CU leads 3-1

2010-11 SCHEDULE

Nov. 13 VERMONT	Jan. 22 *at Kansas State
Nov. 17 MIAMI	Jan. 26 *IOWA STATE
Nov. 20 SAINT MARY'S COLLEGE	Jan. 29 *TEXAS TECH
Nov. 22 at Washington State	Feb. 2 *at Missouri
Nov. 26 NEBRASKA-OMAHA	Feb. 6 *at Colorado
Nov. 30 UNLV	Feb. 9 *BAYLOR
Dec. 5 at Indiana	Feb. 12 *at Oklahoma State
Dec. 8 at Creighton	Feb. 15 *at Texas
Dec. 11 NORTHERN COLORADO	Feb. 19 *KANSAS STATE
Dec. 18 !-vs. Houston	Feb. 22 *MISSOURI
Dec. 19 !-vs. Marist	Feb. 26 *at Kansas
Dec. 20 !-vs. Louisville	Mar. 2 *COLORADO
Dec. 30 SOUTH FLORIDA	Mar. 5 *at Texas A&M
Jan. 2 FLORIDA A&M	Mar. 8-12 at Phillips 66 Big 12 Championship
Jan. 8 OKLAHOMA	
Jan. 11 *at Iowa State	*-Big 12 Conference Game
Jan. 16 *KANSAS	!-Duel in the Desert, Las Vegas, Nev.



2010-11 OPPONENTS

TEXAS

Sun. Jan. 30, 2011, TBA,
Austin, Texas

SCHOOL INFORMATION

LocationAustin, Texas
 Founded1883
 Enrollment51,233
 NicknameLonghorns
 ColorsBurnt Orange & White
 ConferenceBig 12
 Arena (Capacity)The Frank Erwin Center
 (16,734)
 PresidentWilliams C. Powers, Jr.
 Athletic DirectorChristine Plonsky



Gail Goestenkers



Kathleen Nash
Sr., G/F

SPORTS INFORMATION

Women's Basketball SIDAshley Cushman
 Office512-471-9801
 Cell512-431-2677
 E-MailAshley.Cushman@athletics.utexas.edu
 Fax512-471-6040
 Press Row Phone512-471-4246
 Websitetexasports.com

COACHING STAFF

Head CoachGail Goestenkers
 Record at UT (years)65-36 (3)
 Career Record (years)461-135 (18)
 Assistant CoachGale Valley
 Assistant CoachRon Hughey
 Assistant CoachLaKale Malone



TEAM INFORMATION

2009-10 Record22-11
 2009-10 Conference10-6 (t-4th)
 2010 PostseasonNCAA 1st Round
 Final Ranking (AP/USA Today)17/25
 Letterwinners Returning/Lost5/5
 Starters Returning/Lost3/2

KEY RETURNERS (2009-10 STATS)

Ashleigh Fontenette, 5-8, Jr., G (10.3 PPG, 3.3 apg)
 Ashley Gayle, 6-4, Jr., P (6.4 PPG, 3.1 bpg)
 Kathleen Nash, 6-2, Sr., G/F (11.7 PPG, 6.7 rpg)

SERIES INFORMATION

OverallUT leads 15-4
 In BoulderUT leads 6-2
 In AustinUT leads 7-1
 NeutralUT leads 2-1

2010-11 SCHEDULE

Nov. 12 MISSISSIPPI VALLEY STATE	Jan. 19 *at Texas A&M
Nov. 16 NORTHERNWESTERN STATE	Jan. 22 *OKLAHOMA STATE
Nov. 21 BOSTON UNIVERSITY	Jan. 26 *at Texas Tech
Nov. 24 IDAHO STATE	Jan. 30 *COLORADO
Nov. 28 at Stanford	Feb. 5 *KANSAS
Dec. 5 at Michigan State	Feb. 9 *at Kansas State
Dec. 8 TEXAS-PAN AMERICAN	Feb. 12 *at Baylor
Dec. 12 TENNESSEE	Feb. 15 *NEBRASKA
Dec. 18 #-vs. SMU	Feb. 19 *at Oklahoma
Dec. 19 #-vs. UNLV	Feb. 21 *at Iowa State
Dec. 20 #-vs. South Florida	Feb. 26 *TEXAS A&M
Dec. 28 \$-vs. Cincinnati	Mar. 2 *TEXAS TECH
Dec. 30 \$- Consolation/ Championship Game	Mar. 5 *at Oklahoma State
Jan. 2 SAM HOUSTON STATE	*-Big 12 Conference Game
Jan. 8 *at Missouri	#-Basketball Traveler Classic (Las Vegas, Nev.)
Jan. 12 *BAYLOR	\$-Maggie Dixon Surf 'N Slam Classic. (San Diego, Calif.)
Jan. 16 *OKLAHOMA	

TEXAS A&M

Sat. Jan. 8, 2011, 6 p.m.,
College Station, Texas

SCHOOL INFORMATION

LocationCollege Station, Texas
 Founded1872
 Enrollment48,702
 NicknameAggies
 ColorsMaroon and White
 ConferenceBig 12
 Arena (Capacity)Reed Arena (12,292)
 Interim PresidentDr. R. Bowen Loftin
 Athletic DirectorBill Byrne
 SWAMona Osborne



Gary Blair



Danielle Adams
Sr., C/F

SPORTS INFORMATION

Women's Basketball SIDDeanna Werner
 Office979-862-5443
 Cell231-288-3700
 E-Maildwerner@athletics.tamu.edu
 Fax979-845-0564
 Press Row Phone979-862-6944
 Websiteaggieathletics.com

COACHING STAFF

Head CoachGary Blair
 Record at A&M (years)155-74 (7)
 Career Record (years)563-237 (25)
 Associate Head CoachVic Schaefer
 Associate Head CoachKelly Bond
 Assistant CoachJohnnie Harris



TEAM INFORMATION

2009-10 Record26-8
 2009-10 Conference10-6 (4th)
 2010 PostseasonNCAA 2nd round
 Final Ranking (AP/WBCA)9/14
 Letterwinners Returning/Lost12/4
 Starters Returning/Lost3/2

KEY RETURNERS (2009-10 STATS)

Danielle Adams, 6-1, Sr., C/F (16.3 PPG, 5.8 rpg, 1.3 bpg)
 Tyra White, 6-0, Jr., G (10.6 PPG, 4.1 rpg)
 Sydney Colson, 6-0, Sr., G (7.3 PPG, 3.8 apg)

SERIES INFORMATION

OverallCU leads 10-8
 In Boulder CU leads 6-3
 In College Station tied 4-4
 NeutralA&M leads 1-0

2010-11 SCHEDULE

Nov. 16 ARKANSAS-LITTLE ROCK	Jan. 22 *at Iowa State
Nov. 20 at Rice	Jan. 26 *at Oklahoma
Nov. 22 LIBERTY	Jan. 30 *BAYLOR
Nov. 26 #-vs. Arizona	Feb. 5 *at Texas Tech
Nov. 27 #-vs. Michigan	Feb. 9 *OKLAHOMA
Dec. 4 CALIFORNIA	Feb. 12 *KANSAS
Dec. 6 at Duke	Feb. 14 *at Baylor
Dec. 9 PURDUE	Feb. 19 *OKLAHOMA STATE
Dec. 12 TCU	Feb. 22 *TEXAS TECH
Dec. 19 &-vs. Rutgers	Feb. 27 *at Texas
Dec. 28 !-vs. Drexel	Mar. 2 *at Kansas State
Dec. 30 !-vs. San Diego St. or UTSA	Mar. 5 *NEBRASKA
Jan. 4 LOUISIANA-MONROE	*-Big 12 Conference Game
Jan. 8 *COLORADO	#-Cancun Thanksgiving Classic, Cancun, Mexico
Jan. 12 *at Oklahoma State	&-Maggie Dixon Classic, New York, N.Y.
Jan. 15 *at Missouri	!-Surf 'n Slam College Hoop Classic, San Diego, Calif.
Jan. 19 *TEXAS	

2010-11 OPPONENTS



TEXAS TECH

Sat. Feb. 12, 2011, 4 p.m.,
Boulder, Colorado

SCHOOL INFORMATION

Location.....Lubbock, Texas
 Founded.....1923
 Enrollment.....31,637
 Nickname.....Lady Raiders
 Colors.....Scarlet & Black
 Conference.....Big 12
 Arena (Capacity).United Spirit Arena (15,050)
 President.....Dr. Guy Bailey
 Athletic Director.....Gerald Myers
 SWA.....Dr. Judi Henry



Kristy Curry

Jordan Barncastle Jr., F

SPORTS INFORMATION

Women's Basketball SIDTammi Hoffman
 Office.....806-742-2770
 Cell.....806-787-5662
 E-Mail.....tammi.hoffman@ttu.edu
 Fax806-742-1970
 Press Row Phone.....806-742-6688
 Website.....texastech.com

COACHING STAFF

Head CoachKristy Curry
 Record at TTU (years)66-62 (4)
 Career Record (years)245-113 (11)
 Associate CoachKelly Curry
 Assistant CoachBrooke Stoehr
 Assistant CoachShereka Wright



TEAM INFORMATION

2009-10 Record18-15
 2009-10 Conference5-11 (t-8th)
 2010 PostseasonWNIT 2nd Round
 Final Ranking (AP/WBCA)NR
 Letterwinners Returning/Lost.....8/3
 Starters Returning/Lost.....3/2

KEY RETURNERS (2009-10 STATS)

Kierra Mallard, 6-3, Jr., F/C (11.4 PPG, 7.1 rpg, 1.9 bpg)
 Monique Smalls, 5-6, So., G (5.8 PPG, 4.0 rpg, 4.1 apg)
 Jordan Barncastle, 6-2, Jr., F (5.8 PPG, 2.4 rpg)

SERIES INFORMATION

Overall.....TT leads 16-5
 In Lubbock.....TT leads 7-1
 In BoulderTT leads 6-2
 NeutralTT leads 3-2

2010-11 SCHEDULE

Nov. 7 ANGELO STATE (exhibition)	Jan. 19 *at Oklahoma
Nov. 12 at New Mexico	Jan. 22 *at Baylor
Nov. 15 SAMFORD	Jan. 26 *TEXAS
Nov. 21 IDAHO STATE	Jan. 29 *at Nebraska
Nov. 23 MISSISSIPPI VALLEY STATE	Feb. 5 *TEXAS A&M
Nov. 26 !-CHARLESTON SOUTHERN	Feb. 9 *at Oklahoma State
Nov. 27 !-AMERICAN	Feb. 12 *at Colorado
Nov. 28 !-SAM HOUSTON STATE	Feb. 16 *IOWA STATE
Dec. 1 UTSA	Feb. 19 *BAYLOR
Dec. 5 #-vs. Penn State	Feb. 22 *at Texas A&M
Dec. 7 NORTHWESTERN STATE	Feb. 26 *OKLAHOMA STATE
Dec. 19 ^-vs. Pittsburgh	Mar. 2 *at Texas
Dec. 20 ^-vs. California	Mar. 5 *OKLAHOMA
Dec. 29 at Western Kentucky	
Jan. 3 HOUSTON BAPTIST	*- Big 12 Conference Game
Jan. 8 *at Kansas	!-World Vision Classic, Lubbock, Texas
Jan. 12 *MISSOURI	#-Big Ten/ Big 12 Challenge, State College, Pa
Jan. 15 *KANSAS STATE	^--Las Vegas Holiday Hoops Classic, Las Vegas, Nev

Colorado's Big 12 Championship History

- 1997: No. 3 Seed **Second Round:** Colorado 56, Iowa State 39
Semifinals: Colorado 64, Texas 50
Championship: Colorado 54, Kansas State 44
All-Tournament: La Shena Graham, Erin Scholz
- 1998: No. 8 Seed **First Round:** Colorado 71, Oklahoma 66
Second Round: Texas Tech 81, Colorado 51
- 1999: No. 9 Seed **First Round:** Kansas State 55, Colorado 51
- 2000: No. 10 Seed **First Round:** Colorado 83, Missouri 68
Second Round: Texas Tech 76, Colorado 60
- 2001: No. 4 Seed **Second Round:** Colorado 83, Missouri 72
Semifinals: Oklahoma 102, Colorado 93
- 2002: No. 3 Seed **Second Round:** Iowa State 58, Colorado 56
- 2003: No. 4 Seed **Second Round:** Colorado 73, Oklahoma 68
Semifinals: Texas 62, Colorado 47
- 2004: No. 3 Seed **Second Round:** Oklahoma 63, Colorado 56
- 2005: No. 12 Seed **First Round:** Iowa State 64, Colorado 62
- 2006: No. 11 Seed **First Round:** Nebraska 67, Colorado 59
- 2007: No. 8 Seed **First Round:** Colorado 71, Texas Tech 67
Second Round: Texas A&M 62, Colorado 45
- 2008: No. 9 Seed **First Round:** Iowa State 76, Colorado 50
- 2009: No. 12 Seed **First Round:** Kansas State 68, Colorado 51
- 2010: No. 11 Seed **First Round:** Baylor 72, Colorado 65



2010-11 BIG 12 COMPOSITE SCHEDULE

Friday, November 12

1-Grambling State at Kansas State, 11:00 a.m.
Missouri at Memphis, 4:00 p.m.
2-Florida International at Baylor, 5:30 p.m.
Mississippi Valley State at Texas, 6:00 p.m.
Texas Tech at New Mexico, 7:00 p.m.
Regis at Colorado, 7 p.m.

Saturday, November 13

1-Marist/St. John's at Kansas State, 11/1:00 p.m.
Oklahoma at UW-Milwaukee, 12:00 p.m.
Western Illinois at Iowa State, 6:00 p.m.
2-Montana State at Baylor
Vermont at Nebraska
Texas Southern at Oklahoma State

Sunday, November 14

South Dakota at Kansas, 1:00 p.m.
2-Rice at Baylor, 1:30 p.m.
Missouri at Eastern Illinois, 3:00 p.m.

Monday, November 15

Drake at Iowa State [Mediacom], 6:00 p.m.
Samford at Texas Tech, 6:00 p.m.

Tuesday, November 16

Baylor at Connecticut [ESPN2], 4:00 p.m.
UALR at Texas A&M, 6:00 p.m.
Northwestern State at Texas, 6:00 p.m.
Colorado at Denver, 7:00 p.m.

Wednesday, November 17

Indiana State at Kansas State, 6:00 p.m.
TAMU-CC at Kansas, 6:00 p.m.
Miami (Fl.) at Nebraska, 6:05 p.m.

Thursday, November 18

Grambling at Oklahoma State, 6:00 p.m.

Friday, November 19

3-Michigan State at Baylor, 6:00 p.m.
Western Illinois at Oklahoma, 6:00 p.m.
Santa Clara at Colorado, 7:00 p.m.

Saturday, November 20

St. Mary's at Nebraska
Centenary at Oklahoma State
Texas A&M at Rice

Sunday, November 21

Boston at Texas, 12:00 p.m.
Western Illinois at Kansas State, 1:00 p.m.
Tennessee-Martin at Colorado, 2:00 p.m.
Iowa State at Northern Iowa, 2:00 p.m.
Idaho State at Texas Tech, 2:30 p.m.
4-Kansas at Wisconsin

Monday, November 22

Fresno State at Oklahoma, 6:00 p.m.
UT-Arlington at Oklahoma State, 6:00 p.m.
Liberty at Texas A&M, 6:00 p.m.
3-Nebraska at Washington State

Tuesday, November 23

Mississippi Valley at Texas Tech, 4:30 p.m.
Texas Southern at Baylor, 6:00 p.m.

Wednesday, November 24

Idaho State at Texas, 3:00 p.m.

Thursday, November 25

5-Iowa State vs. Virginia, 1:15 p.m.
5-Missouri vs. Tennessee, 3:45 p.m.

Friday, November 26

Nebraska-Omaha at Nebraska, 10:05 a.m.
5-Iowa State vs. TCU, 1:15 p.m.
5-Missouri vs. Georgetown, 3:45 p.m.
6-Charleston Southern at Texas Tech, 5:00 p.m.
Liberty at Baylor, 6:00 p.m.
7-North Dakota State at Kansas, 6:00 p.m.
8-UTPA at Oklahoma, 6:00 p.m.
9-Texas A&M vs. Arizona, 7:30 p.m.
10-Evansville at Colorado, 7:30 p.m.
11-Oklahoma State vs. TBD

Saturday, November 27

Kansas State at College of Charleston, 12:00 p.m.
5-Iowa State vs. West Virginia, 1:15 p.m.
5-Missouri vs. Georgia Tech, 3:45 p.m.
8- Gardner Webb at Oklahoma, 4:00 p.m.
7-Memphis at Kansas, 5:00 p.m.
6-American at Texas Tech, 5:00 p.m.
9-Texas A&M vs. Michigan, 7:30 p.m.
10-Loyola-Chicago/E. Washington at Colorado, 5/7:30 p.m.
11-Oklahoma State vs. TBD

Sunday, November 28

7-Fordham at Kansas, 12:30 p.m.
Southeastern Louisiana at Baylor, 1:00 p.m.
6-Sam Houston at Texas Tech, 1:00 p.m.
Texas at Stanford [FSN], 1:30 p.m.
8-Prairie View A&M at Oklahoma, 4:00 p.m.

Tuesday, November 30

South Dakota State at Kansas State, 6:00 p.m.
UNLV at Nebraska, 6:05 p.m.

Wednesday, December 1

Missouri at Ball State, 5:00 p.m.
Notre Dame at Baylor, 6:00 p.m.
Maine at Kansas, 6:00 p.m.
Sam Houston State at Oklahoma, 6:00 p.m.
UA-Little Rock at Oklahoma State, 6:00 p.m.
UTSA at Texas Tech, 6:00 p.m.
Texas State at Colorado, 7:00 p.m.

Saturday, December 4

California at Texas A&M [FSN], 10:00 a.m.
Kansas at SMU, 1:00 p.m.
4-Illinois at Colorado, 4:00 p.m.

Sunday, December 5

4-Nebraska at Indiana [BTN], 10:00 a.m.
4-Minnesota at Baylor [FSNSW], 12:00 p.m.
4-Missouri at Northwestern [BTN], 12:00 p.m.
4-Texas Tech at Penn State, 12:00 p.m.
4-Michigan at Iowa State, 1:00 p.m.
4-Kansas State at Iowa, 1:00 p.m.
4-Wisconsin at Oklahoma State, 1:00 p.m.
4-Texas at Michigan State [BTN], 2:00 p.m.
4-Oklahoma at Ohio State [BTN], 4:00 p.m.

Monday, December 6

12-Texas A&M at Duke [ESPN2], 5:00 p.m.

Tuesday, December 7

UT Martin at Missouri [MSN], 6:00 p.m.
Northwestern State at Texas Tech, 6:00 p.m.

Wednesday, December 8

Colorado State at Colorado, 5:30 p.m.
North Dakota at Kansas State [FSNKC], 6:00 p.m.
Stephen F. Austin at Oklahoma, 6:00 p.m.
Nebraska at Creighton, 6:05 p.m.
UTPA at Texas, 6:00 p.m.

Thursday, December 9

Kansas at Michigan, 5:00 p.m.
Iowa State at Iowa, 6:00 p.m.
4-Purdue at Texas A&M, 6:00 p.m.

Saturday, December 11

UMKC at Missouri [MSN], 11:00 a.m.
Northern Colorado at Nebraska, 6:05 p.m.

Sunday, December 12

Tennessee at Texas [FSN], 11:00 a.m.
TCU at Texas A&M, 11:00 a.m.
Columbia at Iowa State, 11:30 a.m.
Duke at Oklahoma State, 12:00 p.m.
Alabama at Kansas, 1:00 p.m.
UC Davis at Kansas State, 1:00 p.m.
New Mexico at Oklahoma, 1:00 p.m.

Tuesday, December 14

Tennessee at Baylor [ESPN2], 5:00 p.m.

Saturday, December 18

13-Texas vs. SMU, 1:30 p.m.
14-Nebraska vs. Houston, 5:00 p.m.
15-CU at USC, 5:30 p.m.

Sunday, December 19

16-Texas A&M vs. Rutgers [ESPN], 10:00 a.m.
SIU Edwardsville at Kansas, 1:00 p.m.
New Jersey Tech at Missouri, 1:00 p.m.
Oklahoma at Arkansas, 1:00 p.m.
17-Texas Tech vs. Pittsburgh, 1:00 p.m.
15-CU vs. Dayton/SDSU, 4/6:30 p.m.
14-Nebraska vs. Marist, 7:30 p.m.
13-Texas at UNLV, 8:30 p.m.

Monday, December 20

17-Texas Tech vs. California, 3:15 p.m.
18-Kansas State vs. UTSA, 5:00 p.m.
Cal State Northridge at Iowa State, 6:00 p.m.
13-Texas vs. South Florida, 6:00 p.m.
19-Baylor vs. Clemson, 6:15 p.m.
14-Nebraska vs. Louisville, 7:30 p.m.

Tuesday, December 21

18-Kansas State vs. Middle Tennessee, 4:00 p.m.
UC Riverside at Missouri, 6:00 p.m.
19-Baylor vs. Syracuse, 6:15 p.m.

Wednesday, December 22

Kansas at Creighton, 6:00 p.m.
Oral Roberts at Oklahoma State, 6:00 p.m.

Monday, December 27

UA-Pine Bluff at Oklahoma State, 6:00 p.m.

Tuesday, December 28

20-Texas vs. Cincinnati, 9:00 p.m.
20-Texas A&M vs. Drexel

Wednesday, December 29

21-Kansas State at Dartmouth, 5:00 p.m.
UAB at Missouri, 6:00 p.m.
UA-Pine Bluff at Oklahoma, 6:00 p.m.
Texas Tech at Western Kentucky, 6:00 p.m.
22-Florida A&M at Iowa State, 6:30 p.m.

Thursday, December 30

21-Kansas State vs. Vermont, 3:00 p.m.
UTPA at Baylor, 6:00 p.m.
UTA at Kansas, 6:00 p.m.
South Florida at Nebraska, 6:05 p.m.
22-Prairie View A&M at Iowa State, 6:30 p.m.
Colgate at Colorado, 7:00 p.m.
20-Texas vs. San Diego/Hofstra, 7/9:00 p.m.
20-Texas A&M vs. SDSU/UTSA

2010-11 BIG 12 COMPOSITE SCHEDULE**Sunday, January 2**

Chicago State at Iowa State, 1:00 p.m.
 Florida State at Missouri, 1:00 p.m.
 UTPA at Oklahoma State, 1:00 p.m.
 Sam Houston State at Texas, 1:00 p.m.
 Oklahoma at TCU [MTN], 4:00 p.m.
 Florida A&M at Nebraska, 5:05 p.m.

Monday, January 3

UMKC at Kansas, 6:00 p.m.
 Houston Baptist at Texas Tech, 6:00 p.m.

Tuesday, January 4

North Dakota State at Iowa State, 6:00 p.m.
 Vermont at Oklahoma State, 6:00 p.m.
 UL-Monroe at Texas A&M, 6:00 p.m.
 North Dakota at Colorado, 7:00 p.m.

Wednesday, January 5

Missouri at Xavier, 5:00 p.m.

Saturday, January 8

Iowa State at Baylor* [FSN], 10:00 a.m.
 Oklahoma at Nebraska*, 1:05 p.m.
 Texas at Missouri*, 3:00 p.m.
 Colorado at Texas A&M*, 6:00 p.m.
 Texas Tech at Kansas*

Sunday, January 9

Oklahoma State at Kansas State* [FSN], 1:30 p.m.

Tuesday, January 11

Nebraska at Iowa State* [Mediacom], 6:00 p.m.

Wednesday, January 12

Baylor at Texas*, 6:00 p.m.
 Kansas State at Oklahoma*, 6:00 p.m.
 Missouri at Texas Tech*, 6:00 p.m.
 Texas A&M at Oklahoma State*, 6:00 p.m.
 Kansas at Colorado*, 7 p.m.

Saturday, January 15

Texas A&M at Missouri* [FSN], 10:00 a.m.
 Kansas State at Texas Tech*, 1:00 p.m.
 Iowa State at Colorado*, 4:00 p.m.
 Oklahoma State at Baylor*, 6:00 p.m.

Sunday, January 16

Oklahoma at Texas* [ESPN], 11:30 a.m.
 Kansas at Nebraska* [FSN], 1:00 p.m.

Tuesday, January 18

Colorado at Oklahoma State*, 6:00 p.m.

Wednesday, January 19

Texas at Texas A&M*, 5:30 p.m.
 Missouri at Kansas State*, 6:00 p.m.
 Texas Tech at Oklahoma*, 6:00 p.m.
 Baylor at Kansas* [Sunflower], 6:00 p.m.

Saturday, January 22

Texas A&M at Iowa State* [FSN], 10:00 a.m.
 Nebraska at Kansas State* [FSN], 12:00 p.m.
 Oklahoma State at Texas* [LSN], 4:00 p.m.
 Texas Tech at Baylor*, 6:30 p.m.
 Missouri at Colorado*

Sunday, January 23

Oklahoma at Kansas* [FSN], 11:00 p.m.

Wednesday, January 26

Kansas at Missouri*, 6:00 p.m.
 Texas at Texas Tech*, 6:00 p.m.
 Texas A&M at Oklahoma*, 6:00 p.m.
 Iowa State at Nebraska*, 6:05 p.m.
 Kansas State at Colorado*, 7 p.m.

Saturday, January 29

Oklahoma at Oklahoma State* [FSN], 11:00 a.m.
 Kansas at Kansas State*, 1:00 p.m.
 Missouri at Iowa State*, 1:00 p.m.
 Texas Tech at Nebraska*, 6:05 p.m.

Sunday, January 30

Baylor at Texas A&M* [FSN], 11:00 a.m.
 Colorado at Texas* [LSN], 1:00 p.m.

Wednesday, February 2

Oklahoma at Baylor*, 6:00 p.m.
 Oklahoma State at Iowa State* [Mediacom], 6:00 p.m.
 Nebraska at Missouri*, 6:00 p.m.
 Colorado at Kansas*, 6:00 p.m.

Saturday, February 5

Iowa State at Oklahoma* [FSN], 11:30 a.m.
 Kansas State at Missouri*, 1:00 p.m.
 Texas A&M at Texas Tech*, 1:00 p.m.
 Kansas at Texas*, 1:00 p.m.

Sunday, February 6

Baylor at Oklahoma State* [ESPN], 12:00 p.m.
 Nebraska at Colorado* [FSN], 2:00 p.m.

Wednesday, February 9

Oklahoma at Texas A&M*, 6:00 p.m.
 Texas at Kansas State* [FSNKC], 6:00 p.m.
 Iowa State at Kansas*, 6:00 p.m.
 Baylor at Nebraska*, 6:05 p.m.
 Texas Tech at Oklahoma State*, 6:00 p.m.

Saturday, February 12

Texas at Baylor* [FSN], 11:30 a.m.
 Missouri at Oklahoma*, 1:00 p.m.
 Nebraska at Oklahoma State*, 1:00 p.m.
 Texas Tech at Colorado*, 4:00 p.m.
 Kansas at Texas A&M*

Sunday, February 13

Kansas State at Iowa State* [ESPN2], 3:00 p.m.

Monday, February 14

Oklahoma at Connecticut [ESPN2], 5:00 p.m.
 Texas A&M at Baylor* [ESPN2], 7:00 p.m.

Tuesday, February 15

Nebraska at Texas* [LSN], 6:00 p.m.

Wednesday, February 16

Colorado at Kansas State* [FSNKC], 6:00 p.m.
 Iowa State at Texas Tech*, 6:00 p.m.
 Oklahoma State at Missouri* [MSN], 6:00 p.m.

Saturday, February 19

Baylor at Texas Tech* [FSN], 11:30 p.m.
 Texas at Oklahoma* [FSN], 4:00 p.m.
 Oklahoma State at Texas A&M*, 5:00 p.m.
 Colorado at Iowa State*, 6:00 p.m.
 Missouri at Kansas*, 6:00 p.m.
 Kansas State at Nebraska*, 6:05 p.m.

Monday, February 21

Texas at Iowa State* [ESPN2], 7:00 p.m.

Tuesday, February 22

Texas Tech at Texas A&M*, 6:00 p.m.
 Missouri at Nebraska*, 6:05 p.m.

Wednesday, February 23

Kansas State at Baylor*, 6:00 p.m.
 Kansas at Oklahoma State*, 6:00 p.m.
 Oklahoma at Colorado*, 7:00 p.m.

Saturday, February 26

Colorado at Missouri*, 3:00 p.m.
 Oklahoma State at Texas Tech* [FSN], 4:00 p.m.
 Iowa State at Kansas State*, 6:00 p.m.
 Nebraska at Kansas*

Sunday, February 27

Texas A&M at Texas* [FSN], 1:00 p.m.
 Baylor at Oklahoma* [ESPN2], 3:00 p.m.

Tuesday, March 1

Kansas at Iowa State*, 6:00 p.m.

Wednesday, March 2

Missouri at Baylor*, 6:00 p.m.
 Oklahoma State at Oklahoma*, 6:00 p.m.
 Texas A&M at Kansas State* [FSNKC], 6:00 p.m.
 Texas Tech at Texas*, 6:00 p.m.
 Colorado at Nebraska*, 6:05 p.m.

Saturday, March 5

Oklahoma at Texas Tech*, 1:00 p.m.
 Iowa State at Missouri*, 3:00 p.m.
 Kansas State at Kansas* [FSN], 5:30 p.m.
 Nebraska at Texas A&M*, 6:00 p.m.
 Texas at Oklahoma State*, 6:00 p.m.
 Baylor at Colorado*

March 8-9 & 11-12

Phillips 66 Big 12 Women's Basketball Championship
 Kansas City, Mo. (Municipal Auditorium)

March 19 & 21

NCAA First & Second Rounds: Albuquerque, N.M.;
 Columbus, Ohio; Durham, N.C.; Knoxville, Tenn.; Salt
 Lake City, Utah; Spokane Wash.; Stanford, Calif.;
 University Park, Pa.

March 20 & 22

NCAA First & Second Rounds: Auburn, Ala.;
 Charlottesville, Va.; Cincinnati, Ohio; College Park,
 Md.; Shreveport, La.; Storrs, Conn.; Waco, Texas
 (Baylor host); Wichita, Kan.

March 26 & 28

NCAA Regionals: Dayton, Ohio; Spokane, Wash.

March 27 & 29

NCAA Regionals: Dallas, Texas (Big 12 host);
 Philadelphia, Pa.

April 3 & 5

Women's Final Four
 Indianapolis, Ind. (Conseco Fieldhouse)

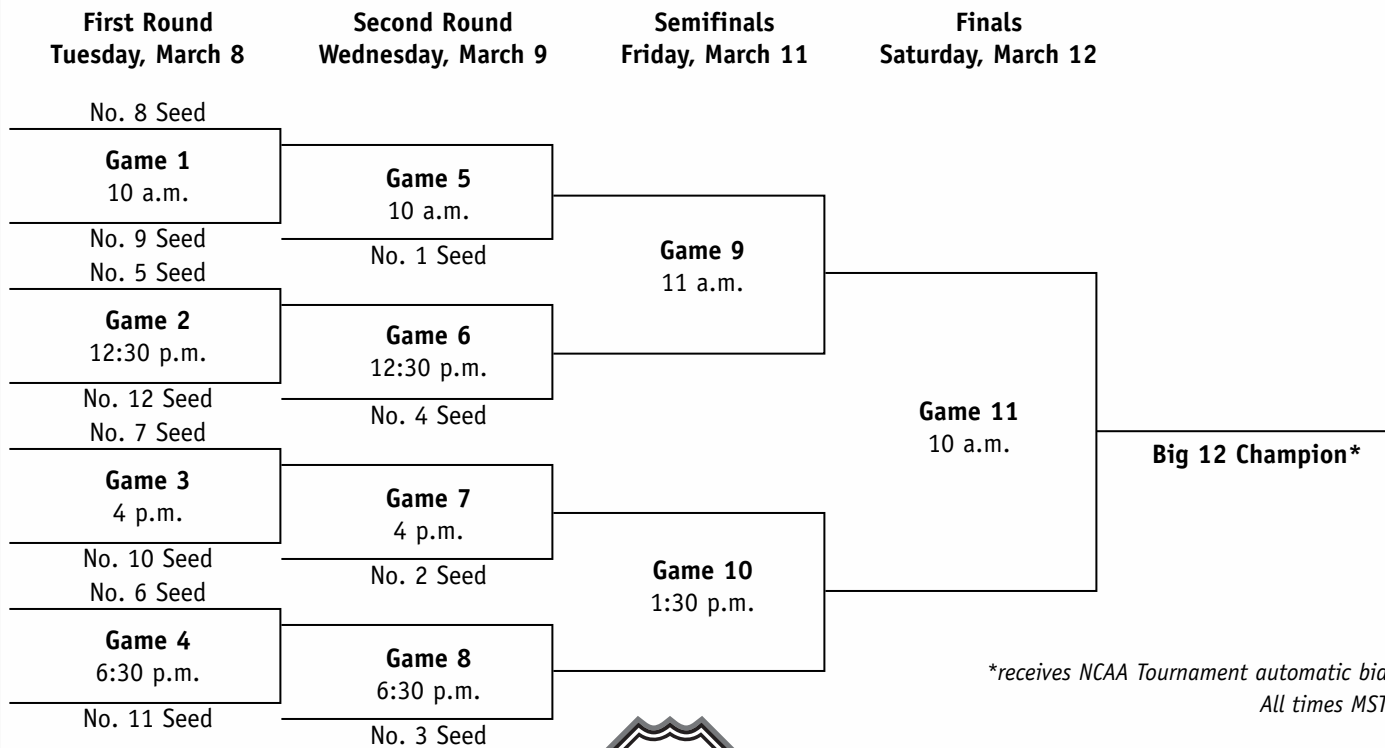
Key: * Big 12 Conference Game; [] – TV Game;
 1-Commerce Bank Wildcat Classic, Manhattan, Kan.;
 2-World Vision Invitational, Waco, Texas; 3-Super
 Six Series; 4-Big Ten/Big 12 Challenge; 5-Paradise
 Jam, St. Thomas, USVI; 6-World Vision Classic,
 Lubbock, Texas; 7-Basketball Traveler's Inc.,
 Lawrence, Kan.; 8-Basketball Traveler's, Inc.
 Invitational, Norman, Okla.; 9-Cancun Tournament,
 Cancun, Mexico; 10-24th Annual Omni Hotels
 Classic, Boulder, Colo.; 11-New Mexico Thanksgiving
 Tournament, Albuquerque, N.M.; 12-Jimmy V
 Classic, Durham, N.C.; 13-Basketball Traveler's
 Classic, Las Vegas, Nev.; 14-Duel in the Desert, Las
 Vegas, Nev.; 15-USC Tournament, Los Angeles, Calif.;
 16-Maggie Dixon Classic, New York, N.Y.;
 17-Las Vegas Holiday Hoops Classic, Las Vegas, Nev.;
 18-UTSA Christmas Classic, San Antonio, Texas;
 19- Bahamas Sunsplash Shootout, Nassau, Bahamas;
 20-Maggie Dixon Surf'n Slam, San Diego, Calif.;
 21-Blue Sky Classic, Hanover, N.H.;
 22-Cyclone Challenge, Ames, Iowa



BIG 12 CONFERENCE CHAMPIONSHIP

2011 Phillips 66 Big 12 Women's Basketball Championship Bracket

March 8-12 • Municipal Auditorium • Kansas City, Mo.



**receives NCAA Tournament automatic bid
All times MST*



Big 12 Conference Championship History

Year	Regular Season	Conference Record	Tournament
1997	Kansas	14-2	Colorado
1998	Texas Tech	15-1	Texas Tech
1999	Texas Tech	14-2	Texas Tech
2000	Iowa State/Texas Tech/Oklahoma	13-3	Iowa State
2001	Oklahoma	15-1	Iowa State
2002	Oklahoma	14-2	Oklahoma
2003	Texas	15-1	Texas
2004	Texas/Kansas State	14-2	Oklahoma
2005	Baylor	14-2	Baylor
2006	Oklahoma	16-0	Oklahoma
2007	Texas A&M/Oklahoma	13-3	Oklahoma
2008	Kansas State	13-3	Texas A&M
2009	Oklahoma	15-1	Baylor
2010	Nebraska	16-0	Texas A&M



Municipal Auditorium

ALL-TIME OPPONENT SERIES HISTORY



CU Ranking	Opp. Ranking	CU Ranking	Opp. Ranking	CU Ranking	Opp. Ranking	CU Ranking	Opp. Ranking		
ADAMS STATE (2-0) (Home: 2-0) Nov. 29, 1982 W 100-58 (H) Nov. 23, 1985 W 106-54 (H)		Jan. 1, 1991 W 75-69 (A)* Nov. 24, 1991 W 74-53 (H)		Dec. 7, 1985 W 75-62 (N) Dec. 21, 1992 W 84-58 (A) 13/13 Jan. 2, 1996 W 81-59 (H) 13/6 Jan. 22, 1997 W 83-60 (H) Jan. 10, 1998 L 57-76 (A) Feb. 20, 1999 L 52-62 (H) Feb. 23, 2000 L 90-91 (A)* Feb. 3, 2001 W 85-66 (H) 23/RV 20/22 Feb. 20, 2002 L 69-80 (A) 11/13 9/8 Jan. 29, 2003 W 66-59 (H) Jan. 7, 2004 W 69-59 (A) 14/14 24/RV 6/8 Feb. 26, 2005 L 65-84 (H) 10/10 Feb. 22, 2006 L 40-86 (A) 14/14 Feb. 21, 2007 L 67-75 (H) 8/8 Feb. 27, 2008 L 62-76 (A) 6/5 Jan. 10, 2009 L 50-63 (H) 15/17 Feb. 6, 2010 L 42-76 (A) 16/18 Mar. 11, 2010 L 65-72 (N)		UC-SANTA BARBARA (1-3) (Home: 1-1, Away: 0-2) Mar. 20, 1993 W 81-54 (H) 9/9 Dec. 21, 1996 L 59-70 (A) RV/25 Dec. 30, 1997 L 77-83 (H) 21/23 Mar. 20, 2004 L 49-76 (A) 17/13 RV/-			
AIR FORCE (3-0) (Home: 2-0, Away: 1-0) Jan. 28, 1978 W 78-57 (H) Feb. 3, 1979 W 90-69 (A) Dec. 5, 2001 W 80-47 (H) 15/14		ARIZONA STATE (9-0) (Home: 5-0, Away: 3-0, Neutral: 1-0) Feb. 22, 1975 W 71-44 (H) Feb. 12, 1976 W 55-46 (A) Feb. 3, 1977 W 84-77 (H) Jan. 20, 1978 W 83-55 (H) Jan. 27, 1979 W 77-64 (A) Dec. 6, 1980 W 72-64 (A) Nov. 19, 1983 W 95-73 (H) 16 Jan. 4, 1985 W 86-68 (N) Dec. 9, 1987 W 103-63 (H)		BOSTON UNIVERSITY (1-0) (Neutral: 1-0) Dec. 1, 1990 W 94-56 (N)		CAL POLY-POMONA (0-1) (Neutral: 0-1) Dec. 18, 1987 L 68-74 (N)			
ALBANY (1-0) (Home: 1-0) Nov. 17, 2000 W 93-43 (H)		ARKANSAS (2-1) (Home: 1-0, Away: 1-1) Jan. 9, 1992 L 51-56 (A) Dec. 8, 1992 W 94-67 (H) 19/17 Nov. 21, 1995 W 73-71 (A) 11/11 9/9		BOWLING GREEN (2-0) (Home: 2-0) Nov. 29, 1996 W 74-62 (H) 18/13 Nov. 23, 2001 W 96-44 (H) 14/12		CAL STATE BAKERSFIELD (1-0) (Home: 1-0) Dec. 28, 2006 W 76-61 (H)			
ALCORN STATE (1-0) (Neutral: 1-0) Dec. 8, 1996 W 62-45 (N) 17/13		ARKANSAS-PINE BLUFF (1-0) (Home: 1-0) Dec. 2, 2008 W 73-39 (H)		BRIGHAM YOUNG (8-7) (Home 8-3, Away 2-5, Neutral 1-0) Feb. 15, 1975 L 44-60 (A) Feb. 7, 1976 L 77-81 (H) Jan. 29, 1977 L 65-89 (A) Feb. 24, 1978 L 69-84 (H) Mar. 2, 1979 L 82-99 (A) Mar. 7, 1980 L 91-101 (A) Mar. 6, 1981 W 97-82 (N) Jan. 29, 1982 W 109-75 (H) Feb. 20, 1982 L 75-77 (A) Nov. 18, 1983 W 89-72 (H) Jan. 8, 1986 W 85-84 (A) Nov. 23, 1996 W 78-73 (A) 18/15 Nov. 22, 1997 W 84-68 (H) 18/16 Mar. 11, 1999 W 70-53 (H) Mar. 22, 2003 W 84-45 (H)		CAL STATE NORTHBRIDGE (1-0) (Home: 1-0) Nov. 19, 2006 W 80-64 (H)		CAL STATE-FULLERTON (4-1) (Home: 2-0, Away: 1-1, Neutral: 1-0) Dec. 3, 1981 W 89-77 (N) Dec. 12, 1986 W 77-51 (H) Dec. 30, 1987 W 77-63 (A) Nov. 18, 2005 W 100-71 (H) Dec. 7, 2006 L 77-89 (A)	
AMERICAN (1-0) (Neutral: 1-0) Dec. 4, 1998 W 90-70 (N)		AUBURN (0-1) (Home: 0-1) Mar. 17, 1996 L 61-68 (H)* 19/17 19/18		CHARLESTON (1-0) (Neutral: 1-0) Dec. 20, 1985 W 81-66 (N)		CAL STATE FULLERTON (4-1) (Home: 2-0, Away: 1-1, Neutral: 1-0) Dec. 3, 1981 W 89-77 (N) Dec. 12, 1986 W 77-51 (H) Dec. 30, 1987 W 77-63 (A) Nov. 18, 2005 W 100-71 (H) Dec. 7, 2006 L 77-89 (A)			
ARIZONA (6-3) (Home: 4-1, Away: 2-2) Feb. 21, 1975 L 36-75 (H) Feb. 14, 1976 L 65-70 (A)* Feb. 5, 1977 W 79-58 (H) Feb. 18, 1978 W 73-64 (H) Feb. 22, 1979 W 90-71 (A) Dec. 11, 1988 L 69-75 (A)* 20 Dec. 31, 1989 W 78-69 (H)		BAYLOR (8-11) (Home: 5-4, Away: 2-6, Neutral: 1-1) Dec. 22, 1980 W 75-50 (H) 20		CHARLOTTE (1-0) (Home: 1-0) Nov. 25, 2006 W 78-65 (H)		CENTRAL FLORIDA (1-0) (Home: 1-0) Nov. 16, 2008 W 93-63 (H)			



BUTLER (1-0) (Home: 1-0) Nov. 25, 2000 W 86-57 (H)		CHARLOTTE (1-0) (Home: 1-0) Nov. 25, 2006 W 78-65 (H)		CENTRAL FLORIDA (1-0) (Home: 1-0) Nov. 16, 2008 W 93-63 (H)		CENTRAL MICHIGAN (2-0) (Home 2-0) Dec. 21, 1990 W 63-60 (H) Nov. 29, 1997 W 71-49 (H) 16/17	
CALIFORNIA (4-0) (Home: 2-0, Away: 2-0) Dec. 4, 1981 W 67-56 (A) Nov. 27, 1988 W 83-68 (H) Dec. 8, 2002 W 66-47 (A) Nov. 29, 2003 W 79-63 (H) 20/16		CHARLESTON (1-0) (Neutral: 1-0) Dec. 20, 1985 W 81-66 (N)		CHARLOTTE (1-0) (Home: 1-0) Nov. 25, 2006 W 78-65 (H)		CENTRAL MICHIGAN (2-0) (Home 2-0) Dec. 21, 1990 W 63-60 (H) Nov. 29, 1997 W 71-49 (H) 16/17	
CLIFORNIA (4-0) (Home: 2-0, Away: 2-0) Dec. 4, 1981 W 67-56 (A) Nov. 27, 1988 W 83-68 (H) Dec. 8, 2002 W 66-47 (A) Nov. 29, 2003 W 79-63 (H) 20/16		CLIFORNIA (4-0) (Home: 2-0, Away: 2-0) Dec. 4, 1981 W 67-56 (A) Nov. 27, 1988 W 83-68 (H) Dec. 8, 2002 W 66-47 (A) Nov. 29, 2003 W 79-63 (H) 20/16		CLIFORNIA (4-0) (Home: 2-0, Away: 2-0) Dec. 4, 1981 W 67-56 (A) Nov. 27, 1988 W 83-68 (H) Dec. 8, 2002 W 66-47 (A) Nov. 29, 2003 W 79-63 (H) 20/16		CLIFORNIA (4-0) (Home: 2-0, Away: 2-0) Dec. 4, 1981 W 67-56 (A) Nov. 27, 1988 W 83-68 (H) Dec. 8, 2002 W 66-47 (A) Nov. 29, 2003 W 79-63 (H) 20/16	
CLIFORNIA (4-0) (Home: 2-0, Away: 2-0) Dec. 4, 1981 W 67-56 (A) Nov. 27, 1988 W 83-68 (H) Dec. 8, 2002 W 66-47 (A) Nov. 29, 2003 W 79-63 (H) 20/16		CLIFORNIA (4-0) (Home: 2-0, Away: 2-0) Dec. 4, 1981 W 67-56 (A) Nov. 27, 1988 W 83-68 (H) Dec. 8, 2002 W 66-47 (A) Nov. 29, 2003 W 79-63 (H) 20/16		CLIFORNIA (4-0) (Home: 2-0, Away: 2-0) Dec. 4, 1981 W 67-56 (A) Nov. 27, 1988 W 83-68 (H) Dec. 8, 2002 W 66-47 (A) Nov. 29, 2003 W 79-63 (H) 20/16		CLIFORNIA (4-0) (Home: 2-0, Away: 2-0) Dec. 4, 1981 W 67-56 (A) Nov. 27, 1988 W 83-68 (H) Dec. 8, 2002 W 66-47 (A) Nov. 29, 2003 W 79-63 (H) 20/16	
CLIFORNIA (4-0) (Home: 2-0, Away: 2-0) Dec. 4, 1981 W 67-56 (A) Nov. 27, 1988 W 83-68 (H) Dec. 8, 2002 W 66-47 (A) Nov. 29, 2003 W 79-63 (H) 20/16		CLIFORNIA (4-0) (Home: 2-0, Away: 2-0) Dec. 4, 1981 W 67-56 (A) Nov. 27, 1988 W 83-68 (H) Dec. 8, 2002 W 66-47 (A) Nov. 29, 2003 W 79-63 (H) 20/16		CLIFORNIA (4-0) (Home: 2-0, Away: 2-0) Dec. 4, 1981 W 67-56 (A) Nov. 27, 1988 W 83-68 (H) Dec. 8, 2002 W 66-47 (A) Nov. 29, 2003 W 79-63 (H) 20/16		CLIFORNIA (4-0) (Home: 2-0, Away: 2-0) Dec. 4, 1981 W 67-56 (A) Nov. 27, 1988 W 83-68 (H) Dec. 8, 2002 W 66-47 (A) Nov. 29, 2003 W 79-63 (H) 20/16	
CLIFORNIA (4-0) (Home: 2-0, Away: 2-0) Dec. 4, 1981 W 67-56 (A) Nov. 27, 1988 W 83-68 (H) Dec. 8, 2002 W 66-47 (A) Nov. 29, 2003 W 79-63 (H) 20/16		CLIFORNIA (4-0) (Home: 2-0, Away: 2-0) Dec. 4, 1981 W 67-56 (A) Nov. 27, 1988 W 83-68 (H) Dec. 8, 2002 W 66-47 (A) Nov. 29, 2003 W 79-63 (H) 20/16		CLIFORNIA (4-0) (Home: 2-0, Away: 2-0) Dec. 4, 1981 W 67-56 (A) Nov. 27, 1988 W 83-68 (H) Dec. 8, 2002 W 66-47 (A) Nov. 29, 2003 W 79-63 (H) 20/16		CLIFORNIA (4-0) (Home: 2-0, Away: 2-0) Dec. 4, 1981 W 67-56 (A) Nov. 27, 1988 W 83-68 (H) Dec. 8, 2002 W 66-47 (A) Nov. 29, 2003 W 79-63 (H) 20/16	
CLIFORNIA (4-0) (Home: 2-0, Away: 2-0) Dec. 4, 1981 W 67-56 (A) Nov. 27, 1988 W 83-68 (H) Dec. 8, 2002 W 66-47 (A) Nov. 29, 2003 W 79-63 (H) 20/16		CLIFORNIA (4-0) (Home: 2-0, Away: 2-0) Dec. 4, 1981 W 67-56 (A) Nov. 27, 1988 W 83-68 (H) Dec. 8, 2002 W 66-47 (A) Nov. 29, 2003 W 79-63 (H) 20/16		CLIFORNIA (4-0) (Home: 2-0, Away: 2-0) Dec. 4, 1981 W 67-56 (A) Nov. 27, 1988 W 83-68 (H) Dec. 8, 2002 W 66-47 (A) Nov. 29, 2003 W 79-63 (H) 20/16		CLIFORNIA (4-0) (Home: 2-0, Away: 2-0) Dec. 4, 1981 W 67-56 (A) Nov. 27, 1988 W 83-68 (H) Dec. 8, 2002 W 66-47 (A) Nov. 29, 2003 W 79-63 (H) 20/16	
CLIFORNIA (4-0) (Home: 2-0, Away: 2-0) Dec. 4, 1981 W 67-56 (A) Nov. 27, 1988 W 83-68 (H) Dec. 8, 2002 W 66-47 (A) Nov. 29, 2003 W 79-63 (H) 20/16		CLIFORNIA (4-0) (Home: 2-0, Away: 2-0) Dec. 4, 1981 W 67-56 (A) Nov. 27, 1988 W 83-68 (H) Dec. 8, 2002 W 66-47 (A) Nov. 29, 2003 W 79-63 (H) 20/16		CLIFORNIA (4-0) (Home: 2-0, Away: 2-0) Dec. 4, 1981 W 67-56 (A) Nov. 27, 1988 W 83-68 (H) Dec. 8, 2002 W 66-47 (A) Nov. 29, 2003 W 79-63 (H) 20/16		CLIFORNIA (4-0) (Home: 2-0, Away: 2-0) Dec. 4, 1981 W 67-56 (A) Nov. 27, 1988 W 83-68 (H) Dec. 8, 2002 W 66-47 (A) Nov. 29, 2003 W 79-63 (H) 20/16	
CLIFORNIA (4-0) (Home: 2-0, Away: 2-0) Dec. 4, 1981 W 67-56 (A) Nov. 27, 1988 W 83-68 (H) Dec. 8, 2002 W 66-47 (A) Nov. 29, 2003 W 79-63 (H) 20/16		CLIFORNIA (4-0) (Home: 2-0, Away: 2-0) Dec. 4, 1981 W 67-56 (A) Nov. 27, 1988 W 83-68 (H) Dec. 8, 2002 W 66-47 (A) Nov. 29, 2003 W 79-63 (H) 20/16		CLIFORNIA (4-0) (Home: 2-0, Away: 2-0) Dec. 4, 1981 W 67-56 (A) Nov. 27, 1988 W 83-68 (H) Dec. 8, 2002 W 66-47 (A) Nov. 29, 2003 W 79-63 (H) 20/16		CLIFORNIA (4-0) (Home: 2-0, Away: 2-0) Dec. 4, 1981 W 67-56 (A) Nov. 27, 1988 W 83-68 (H) Dec. 8, 2002 W 66-47 (A) Nov. 29, 2003 W 79-63 (H) 20/16	
CLIFORNIA (4-0) (Home: 2-0, Away: 2-0) Dec. 4, 1981 W 67-56 (A) Nov. 27, 1988 W 83-68 (H) Dec. 8, 2002 W 66-47 (A) Nov. 29, 2003 W 79-63 (H) 20/16		CLIFORNIA (4-0) (Home: 2-0, Away: 2-0) Dec. 4, 1981 W 67-56 (A) Nov. 27, 1988 W 83-68 (H) Dec. 8, 2002 W 66-47 (A) Nov. 29, 2003 W 79-63 (H) 20/16		CLIFORNIA (4-0) (Home: 2-0, Away: 2-0) Dec. 4, 1981 W 67-56 (A) Nov. 27, 1988 W 83-68 (H) Dec. 8, 2002 W 66-47 (A) Nov. 29, 2003 W 79-63 (H) 20/16		CLIFORNIA (4-0) (Home: 2-0, Away: 2-0) Dec. 4, 1981 W 67-56 (A) Nov. 27, 1988 W 83-68 (H) Dec. 8, 2002 W 66-47 (A) Nov. 29, 2003 W 79-63 (H) 20/16	
CLIFORNIA (4-0) (Home: 2-0, Away: 2-0) Dec. 4, 1981 W 67-56 (A) Nov. 27, 1988 W 83-68 (H) Dec. 8, 2002 W 66-47 (A) Nov. 29, 2003 W 79-63 (H) 20/16		CLIFORNIA (4-0) (Home: 2-0, Away: 2-0) Dec. 4, 1981 W 67-56 (A) Nov. 27, 1988 W 83-68 (H) Dec. 8, 2002 W 66-47 (A) Nov. 29, 2003 W 79-63 (H) 20/16		CLIFORNIA (4-0) (Home: 2-0, Away: 2-0) Dec. 4, 1981 W 67-56 (A) Nov. 27, 1988 W 83-68 (H) Dec. 8, 2002 W 66-47 (A) Nov. 29, 2003 W 79-63 (H) 20/16		CLIFORNIA (4-0) (Home: 2-0, Away: 2-0) Dec. 4, 1981 W 67-56 (A) Nov. 27, 1988 W 83-68 (H) Dec. 8, 2002 W 66-47 (A) Nov. 29, 2003 W 79-63 (H) 20/16	
CLIFORNIA (4-0) (Home: 2-0, Away: 2-0) Dec. 4, 1981 W 67-56 (A) Nov. 27, 1988 W 83-68 (H) Dec. 8, 2002 W 66-47 (A) Nov. 29, 2003 W 79-63 (H) 20/16		CLIFORNIA (4-0) (Home: 2-0, Away: 2-0) Dec. 4, 1981 W 67-56 (A) Nov. 27, 1988 W 83-68 (H) Dec. 8, 2002 W 66-47 (A) Nov. 29, 2003 W 79-63 (H) 20/16		CLIFORNIA (4-0) (Home: 2-0, Away: 2-0) Dec. 4, 1981 W 67-56 (A) Nov. 27, 1988 W 83-68 (H) Dec. 8, 2002 W 66-47 (A) Nov. 29, 2003 W 79-63 (H) 20/16		CLIFORNIA (4-0) (Home: 2-0, Away: 2-0) Dec. 4, 1981 W 67-56 (A) Nov. 27, 1988 W 83-68 (H) Dec. 8, 2002 W 66-47 (A) Nov. 29, 2003 W 79-63 (H) 20/16	
CLIFORNIA (4-0) (Home: 2-0, Away: 2-0) Dec. 4, 1981 W 67-56 (A) Nov. 27, 1988 W 83-68 (H) Dec. 8, 2002 W 66-47 (A) Nov. 29, 2003 W 79-63 (H) 20/16		CLIFORNIA (4-0) (Home: 2-0, Away: 2-0) Dec. 4, 1981 W 67-56 (A) Nov. 27, 1988 W 83-68 (H) Dec. 8, 2002 W 66-47 (A) Nov. 29, 2003 W 79-63 (H) 20/16		CLIFORNIA (4-0) (Home: 2-0, Away: 2-0) Dec. 4, 1981 W 67-56 (A) Nov. 27, 1988 W 83-68 (H) Dec. 8, 2002 W 66-47 (A) Nov. 29, 2003 W 79-63 (H) 20/16		CLIFORNIA (4-0) (Home: 2-0, Away: 2-0) Dec. 4, 1981 W 67-56 (A) Nov. 27, 1988 W 83-68 (H) Dec. 8, 2002 W 66-47 (A) Nov. 29, 2003 W 79-63 (H) 20/16	
CLIFORNIA (4-0) (Home: 2-0, Away: 2-0) Dec. 4, 1981 W 67-56 (A) Nov. 27, 1988 W 83-68 (H) Dec. 8, 2002 W 66-47 (A) Nov. 29, 2003 W 79-63 (H) 20/16		CLIFORNIA (4-0) (Home: 2-0, Away: 2-0) Dec. 4, 1981 W 67-56 (A) Nov. 27, 1988 W 83-68 (H) Dec. 8, 2002 W 66-47 (A) Nov. 29, 2003 W 79-63 (H) 20/16		CLIFORNIA (4-0) (Home: 2-0, Away: 2-0) Dec. 4, 1981 W 67-56 (A) Nov. 27, 1988 W 83-68 (H) Dec. 8, 2002 W 66-47 (A) Nov. 29, 2003 W 79-63 (H) 20/16		CLIFORNIA (4-0) (Home: 2-0, Away: 2-0) Dec. 4, 1981 W 67-56 (A) Nov. 27, 1988 W 83-68 (H) Dec. 8, 2002 W 66-47 (A) Nov. 29, 2003 W 79-63 (H) 20/16	
CLIFORNIA (4-0) (Home: 2-0, Away: 2-0) Dec. 4, 1981 W 67-56 (A) Nov. 27, 1988 W 83-68 (H) Dec. 8, 2002 W 66-47 (A) Nov. 29, 2003 W 79-63 (H) 20/16		CLIFORNIA (4-0) (Home: 2-0, Away: 2-0) Dec. 4, 1981 W 67-56 (A) Nov. 27, 1988 W 83-68 (H) Dec. 8, 2002 W 66-47 (A) Nov. 29, 2003 W 79-63 (H) 20/16		CLIFORNIA (4-0) (Home: 2-0, Away: 2-0) Dec. 4, 1981 W 67-56 (A) Nov. 27, 1988 W 83-68 (H) Dec. 8, 2002 W 66-47 (A) Nov. 29, 2003 W 79-63 (H) 20/16		CLIFORNIA (4-0) (Home: 2-0, Away: 2-0) Dec. 4, 1981 W 67-56 (A) Nov. 27, 1988 W 83-68 (H) Dec. 8, 2002 W 66-47 (A) Nov. 29, 2003 W 79-63 (H) 20/16	
CLIFORNIA (4-0) (Home: 2-0, Away: 2-0) Dec. 4, 1981 W 67-56 (A) Nov. 27, 1988 W 83-68 (H) Dec. 8, 2002 W 66-47 (A) Nov. 29, 2003 W 79-63 (H) 20/16		CLIFORNIA (4-0) (Home: 2-0, Away: 2-0) Dec. 4, 1981 W 67-56 (A) Nov. 27, 1988 W 83-68 (H) Dec. 8, 2002 W 66-47 (A) Nov. 29, 2003 W 79-63 (H) 20/16		CLIFORNIA (4-0) (Home: 2-0, Away: 2-0) Dec. 4, 1981 W 67-56 (A) Nov. 27, 1988 W 83-68 (H) Dec. 8, 2002 W 66-47 (A) Nov. 29, 2003 W 79-63 (H) 20/16		CLIFORNIA (4-0) (Home: 2-0, Away: 2-0) Dec. 4, 1981 W 67-56 (A) Nov. 27, 1988 W 83-68 (H) Dec. 8, 2002 W 66-47 (A) Nov. 29, 2003 W 79-63 (H) 20/16	
CLIFORNIA (4-0) (Home: 2-0, Away: 2-0) Dec. 4, 1981 W 67-56 (A) Nov. 27, 1988 W 83-68 (H) Dec. 8, 2002 W 66-47 (A) Nov. 29, 2003 W 79-63 (H) 20/16		CLIFORNIA (4-0) (Home: 2-0, Away: 2-0) Dec. 4, 1981 W 67-56 (A) Nov. 27, 1988 W 83-68 (H) Dec. 8, 2002 W 66-47 (A) Nov. 29, 2003 W 79-63 (H) 20/16		CLIFORNIA (4-0) (Home: 2-0, Away: 2-0) Dec. 4, 1981 W 67-56 (A) Nov. 27, 1988 W 83-68 (H) Dec. 8, 2002 W 66-47 (A) Nov. 29, 2003 W 79-63 (H) 20/16		CLIFORNIA (4-0) (Home: 2-0, Away: 2-0) Dec. 4, 1981 W 67-56 (A) Nov. 27, 1988 W 83-68 (H) Dec. 8, 2002 W 66-47 (A) Nov. 29, 2003 W 79-63 (H) 20/16	
CLIFORNIA (4-0) (Home: 2-0, Away: 2-0) Dec. 4, 1981 W 67-56 (A) Nov. 27, 1988 W 83-68 (H) Dec. 8, 2002 W 66-47 (A) Nov. 29, 2003 W 79-63 (H) 20/16		CLIFORNIA (4-0)					



ALL-TIME OPPONENT SERIES HISTORY

CU Ranking		Opp. Ranking	CU Ranking	Opp. Ranking	CU Ranking	Opp. Ranking	CU Ranking	Opp. Ranking													
Dec. 10, 1992	W	90-69 (A)	19/17	FLATIRONS (1-0) <i>(Home: 1-0)</i>	HOUSTON (1-1) <i>(Home: 1-1)</i>	Jan. 23, 1994	W	73-48 (H)	6/6												
Nov. 30, 1993	W	75-55 (H)	11/12	Nov. 28, 1975	W	49-42 (H)	Dec. 4, 1987	L	78-79 (H)	Feb. 18, 1994	W	79-52 (A)	3/3								
Dec. 1, 1999	L	67-73 (A)		FLORIDA (1-1) <i>(Home: 1-0, Away: 0-1)</i>	Nov. 24, 2001	W	88-58 (H)	14/12	Mar. 5, 1994	W	66-55 (N)	3/3									
Dec. 6, 2000	L	70-72 (H)		Dec. 22, 2000	W	98-62 (H)	16/16	HOWARD (1-0) <i>(Home: 1-0)</i>	Jan. 20, 1995	W	67-50 (A)	6/6									
Nov. 28, 2001	L	69-81 (A)	11/10 15/16	Dec. 21, 2001	L	50-61 (A)	14/12 20/20	Nov. 24, 2000	W	96-45 (H)	Feb. 19, 1995	W	83-38 (H)	3/3							
Dec. 12, 2002	W	65-51 (H)		FLORIDA INTERNATIONAL (1-0) <i>(Away: 1-0)</i>	Jan. 4, 1993	W	74-41 (A)	10/10	Nov. 24, 2000	W	96-45 (H)	Mar. 4, 1995	W	73-38 (N)	3/3						
Dec. 3, 2003	W	81-74 (A)	17/16	Jan. 4, 1993	W	74-41 (A)	10/10	IDAHO (1-0) <i>(Home: 1-0)</i>	Jan. 19, 1996	W	78-66 (H)	15/11	Jan. 19, 1996	W	78-66 (H)	15/11					
Dec. 8, 2004	W	83-77 (H)		FLORIDA STATE (0-1) <i>(Away: 0-1)</i>	Nov. 23, 1984	L	60-66 (A)		Feb. 18, 1996	W	62-54 (A)	18/16	Feb. 18, 1996	W	62-54 (A)	18/16					
Nov. 30, 2005	L	83-86 (A)		FORDHAM (2-0) <i>(Away: 2-0)</i>	Nov. 23, 1984	L	60-66 (A)		Jan. 18, 1997	W	68-66 (A)**		Jan. 18, 1997	W	68-66 (A)**						
Nov. 29, 2006	W	56-51 (H)		Jan. 14, 1980	W	77-61 (A)		IDAHO STATE (7-1) <i>(Home: 5-0, Away: 2-1)</i>	Mar. 1, 1997	W	64-55 (H)		Mar. 1, 1997	W	64-55 (H)						
Dec. 1, 2007	W	82-47 (A)		Dec. 7, 1998	W	82-54 (A)		Feb. 1, 1980	W	81-52 (A)	Feb. 11, 1998	L	43-58 (A)	23/22	Mar. 5, 1997	W	56-39 (N)				
Nov. 19, 2008	W	93-63 (H)		FORT CARSON (1-0) <i>(Home: 1-0)</i>	Dec. 7, 1998	W	82-54 (A)		Feb. 29, 1980	W	94-42 (H)	Jan. 13, 1999	L	84-90 (H)	14/15	Jan. 5, 1997	W	56-39 (N)			
Dec. 11, 2009	L	61-69 (A)		Dec. 16, 1980	W	134-33 (H)	20	Jan. 31, 1981	W	94-37 (H)	Feb. 13, 1999	L	70-86 (A)	16/16	Jan. 14, 1998	L	67-76 (H)				
COLORADO WOMEN'S COLLEGE (3-0) <i>(Home: 3-0)</i>				FORT HAYS STATE (1-0) <i>(Home: 1-0)</i>	Jan. 5, 1983	W	89-37 (H)		Feb. 13, 1982	W	116-55 (H)	Jan. 8, 2000	L	68-83 (H)	10/11	Jan. 14, 1998	L	67-76 (H)			
Dec. 29, 1979	W	103-52 (H)		FRESNO STATE (0-1) <i>(Away: 0-1)</i>	Jan. 7, 1987	L	69-70 (A)*		Nov. 28, 2003	W	95-65 (H)	Feb. 5, 2000	L	64-82 (A)	8/9	Jan. 14, 1998	L	67-76 (H)			
Nov. 18, 1980	W	107-73 (H)		Jan. 7, 1987	L	69-70 (A)*		Jan. 22, 1982	L	55-61 (A)	20/16	Jan. 27, 2001	L	61-95 (A)	25/RV	Feb. 11, 1998	L	43-58 (A)	23/22		
Dec. 16, 1981	W	89-67 (H)	18	GEORGE WASHINGTON (2-0) <i>(Home: 1-0, Neutral: 1-0)</i>	Nov. 20, 2009	W	63-49 (N)		Jan. 22, 1982	L	55-61 (A)	Feb. 14, 2001	W	73-66 (H)	19/21	Feb. 11, 1998	L	43-58 (A)	23/22		
CREIGHTON (1-2) <i>(Home: 0-1, Away: 0-1, Neutral: 0-1)</i>				GEORGIA (0-1) <i>(Neutral: 0-1)</i>	Mar. 25, 1995	L	79-82 (N)	2/2 12/12	Feb. 13, 1982	W	116-55 (H)	Jan. 23, 2002	W	86-73 (H)	20/19	Feb. 11, 1998	L	43-58 (A)	23/22		
Nov. 27, 1987	W	76-60 (N)		GEORGIA SOUTHERN (1-0) <i>(Home: 1-0)</i>	Nov. 27, 2009	W	62-50 (H)		Nov. 28, 2003	W	95-65 (H)	Feb. 9, 2002	L	75-85 (A)	13/13	Feb. 11, 1998	L	43-58 (A)	23/22		
Dec. 4, 2004	L	68-84 (H)		GEORGIA TECH (0-1) <i>(Away: 0-1)</i>	Dec. 28, 1987	W	75-58 (H)		Jan. 4, 2009	W	67-55 (A)	Feb. 9, 2002	L	75-85 (A)	13/13	Feb. 11, 1998	L	43-58 (A)	23/22		
Dec. 3, 2005	L	72-77 (A)		GONZAGA (3-0) <i>(Home: 2-0, Away 1-0)</i>	Dec. 28, 1987	W	75-58 (H)		Nov. 29, 1991	W	83-65 (H)	Mar. 6, 2002	L	56-58 (N)	10/11	Feb. 11, 1998	L	43-58 (A)	23/22		
DARTMOUTH (1-0) <i>(Home: 1-0)</i>				GRAMBLING STATE (1-0) <i>(Home: 1-0)</i>	Mar. 24, 2008	W	82-68 (H)		Jan. 4, 1998	L	44-88 (A)	13/13	Jan. 23, 2002	W	86-73 (H)	20/19	Feb. 11, 1998	L	43-58 (A)	23/22	
Dec. 21, 2007	W	57-43 (H)		HARTFORD (1-0) <i>(Home: 1-0)</i>	Dec. 30, 2009	W	92-43 (H)		Dec. 28, 1999	W	78-70 (H)	17/20	Jan. 23, 2002	W	86-73 (H)	20/19	Feb. 11, 1998	L	43-58 (A)	23/22	
DAYTON (1-0) <i>(Home: 1-0)</i>				HARVARD (2-0) <i>(Home 1-0, Neutral 1-0)</i>	Nov. 22, 2003	W	85-81 (N)	16/16	Jan. 4, 1998	L	44-88 (A)	13/13	Jan. 23, 2002	W	86-73 (H)	20/19	Feb. 11, 1998	L	43-58 (A)	23/22	
Nov. 25, 1988	W	86-53 (H)		HAWAII (2-0) <i>(Away: 2-0)</i>	Nov. 11, 1977	W	79-38 (H)		Dec. 28, 1999	W	78-70 (H)	17/20	Jan. 23, 2002	W	86-73 (H)	20/19	Feb. 11, 1998	L	43-58 (A)	23/22	
DELAWARE (1-0) <i>(Neutral: 1-0)</i>				HELPING HAND (1-0) <i>(Home: 1-0)</i>	Nov. 11, 1977	W	79-38 (H)		Jan. 4, 2009	W	67-55 (A)	13/13	Jan. 23, 2002	W	86-73 (H)	20/19	Feb. 11, 1998	L	43-58 (A)	23/22	
Dec. 22, 1985	W	84-68 (N)		HOLY CROSS (1-1) <i>(Home: 1-0, Neutral: 0-1)</i>	Dec. 21, 1985	L	76-83 (N)		Jan. 4, 2009	W	67-55 (A)	13/13	Jan. 23, 2002	W	86-73 (H)	20/19	Feb. 11, 1998	L	43-58 (A)	23/22	
DELTA STATE (1-0) <i>(Home: 1-0)</i>				ILLINOIS (2-1) <i>(Home: 2-0, Away: 0-1)</i>	Dec. 16, 1980	W	134-33 (H)	20	Jan. 4, 2009	W	67-55 (A)	13/13	Jan. 23, 2002	W	86-73 (H)	20/19	Feb. 11, 1998	L	43-58 (A)	23/22	
Jan. 30, 1981	W	83-65 (H)		ILLINOIS-CHICAGO (1-0) <i>(Neutral: 1-0)</i>	Dec. 16, 1980	W	134-33 (H)	20	Nov. 20, 2009	W	63-49 (N)	13/13	Jan. 23, 2002	W	86-73 (H)	20/19	Feb. 11, 1998	L	43-58 (A)	23/22	
DENVER (4-1) <i>(Home: 3-0, Away: 1-1)</i>				ILLINOIS STATE (1-1) <i>(Home: 1-0, Away: 0-1)</i>	Nov. 20, 2009	W	63-49 (N)		Nov. 29, 1991	W	83-65 (H)	13/13	Jan. 23, 2002	W	86-73 (H)	20/19	Feb. 11, 1998	L	43-58 (A)	23/22	
Nov. 15, 1977	W	95-72 (A)		INDIANA (0-1) <i>(Neutral: 0-1)</i>	Nov. 20, 2009	W	63-49 (N)		Nov. 29, 1991	W	83-65 (H)	13/13	Jan. 23, 2002	W	86-73 (H)	20/19	Feb. 11, 1998	L	43-58 (A)	23/22	
Dec. 13, 1978	W	85-50 (H)		IOWA (2-1) <i>(Home: 1-0, Away: 0-1, Neutral: 1-0)</i>	Nov. 20, 2009	W	63-49 (N)		Jan. 3, 1993	W	72-70 (N)	10/10	4/4	Jan. 23, 2002	W	86-73 (H)	20/19	Feb. 11, 1998	L	43-58 (A)	23/22
Nov. 14, 1998	W	70-58 (H)		IOWA STATE (36-29) <i>(Home: 18-10, Away: 12-15, Neutral: 6-4)</i>	Nov. 20, 2009	W	63-49 (N)		Dec. 10, 2000	L	66-92 (A)	10/10	4/4	Jan. 23, 2002	W	86-73 (H)	20/19	Feb. 11, 1998	L	43-58 (A)	23/22
Nov. 19, 1999	L	67-71 (A)		JACKSONVILLE STATE (1-0) <i>(Home: 1-0)</i>	Dec. 30, 2007	W	91-64 (H)	25/RV	Dec. 2, 2001	W	92-83 (H)	11/10	11/10	Jan. 23, 2002	W	86-73 (H)	20/19	Feb. 11, 1998	L	43-58 (A)	23/22
Dec. 2, 2009	W	84-57 (H)		KANSAS (33-32) <i>(Home: 18-10, Away: 12-17, Neutral: 3-5)</i>	Dec. 30, 2007	W	91-64 (H)	25/RV	Jan. 3, 1993	W	72-70 (N)	10/10	4/4	Jan. 23, 2002	W	86-73 (H)	20/19	Feb. 11, 1998	L	43-58 (A)	23/22
DETROIT MERCY (1-0) <i>(Home: 1-0)</i>				KANSAS STATE (1-0) <i>(Home: 1-0)</i>	Dec. 30, 2007	W	91-64 (H)	25/RV	Jan. 3, 1993	W	72-70 (N)	10/10	4/4	Jan. 23, 2002	W	86-73 (H)	20/19	Feb. 11, 1998	L	43-58 (A)	23/22
Nov. 24, 2002	W	86-43 (H)		KENT STATE (1-0) <i>(Home: 1-0)</i>	Dec. 30, 2007	W	91-64 (H)	25/RV	Dec. 10, 2000	L	66-92 (A)	10/10	4/4	Jan. 23, 2002	W	86-73 (H)	20/19	Feb. 11, 1998	L	43-58 (A)	23/22
DRAKE (0-1) <i>(Home: 0-1)</i>				LIUNGGARD (1-0) <i>(Home: 1-0)</i>	Dec. 30, 2007	W	91-64 (H)	25/RV	Dec. 2, 2001	W	92-83 (H)	11/10	11/10	Jan. 23, 2002	W	86-73 (H)	20/19	Feb. 11, 1998	L	43-58 (A)	23/22
Mar. 14, 1999	L	66-82 (H)		LONG BEACH STATE (1-0) <i>(Home: 1-0)</i>	Dec. 30, 2007	W	91-64 (H)	25/RV	Jan. 3, 1993	W	72-70 (N)	10/10	4/4	Jan. 23, 2002	W	86-73 (H)	20/19	Feb. 11, 1998	L	43-58 (A)	23/22
DREXEL (1-1) <i>(Home: 0-1, Neutral 1-0)</i>				LOUISIANA STATE (1-0) <i>(Home: 1-0)</i>	Dec. 30, 2007	W	91-64 (H)	25/RV	Jan. 3, 1993	W	72-70 (N)	10/10	4/4	Jan. 23, 2002	W	86-73 (H)	20/19	Feb. 11, 1998	L	43-58 (A)	23/22
Dec. 27, 1993	W	70-46 (N)	7/7	LOUISIANA STATE (1-0) <i>(Home: 1-0)</i>	Dec. 30, 2007	W	91-64 (H)	25/RV	Jan. 3, 1993	W	72-70 (N)	10/10	4/4	Jan. 23, 2002	W	86-73 (H)	20/19	Feb. 11, 1998	L	43-58 (A)	23/22
Nov. 29, 2008	L	63-67 (H)		MAINE (1-0) <i>(Home: 1-0)</i>	Dec. 30, 2007	W	91-64 (H)	25/RV	Jan. 3, 1993	W	72-70 (N)	10/10	4/4	Jan. 23, 2002	W	86-73 (H)	20/19	Feb. 11, 1998	L	43-58 (A)	23/22
DUKE (1-0) <i>(Away: 1-0)</i>				MARQUETTE (1-0) <i>(Home: 1-0)</i>	Dec. 30, 2007	W	91-64 (H)	25/RV	Jan. 3, 1993	W	72-70 (N)	10/10	4/4	Jan. 23, 2002	W	86-73 (H)	20/19	Feb. 11, 1998	L	43-58 (A)	23/22
Jan. 5, 1980	W	78-64 (A)		MICHIGAN STATE (1-0) <i>(Home: 1-0)</i>	Dec. 30, 2007	W	91-64 (H)	25/RV	Jan. 3, 1993	W	72-70 (N)	10/10	4/4	Jan. 23, 2002	W	86-73 (H)	20/19	Feb. 11, 1998	L	43-58 (A)	23/22
EASTERN ILLINOIS (1-0) <i>(Away: 1-0)</i>				MICHIGAN STATE (1-0) <i>(Home: 1-0)</i>	Dec. 30, 2007	W	91-64 (H)	25/RV	Jan. 3, 1993	W	72-70 (N)	10/10	4/4	Jan. 23, 2002	W	86-73 (H)	20/19	Feb. 11, 1998	L	43-58 (A)	23/22
Mar. 16, 1988	W	78-72 (A)		MICHIGAN STATE (1-0) <i>(Home: 1-0)</i>	Dec. 30, 2007	W	91-64 (H)	25/RV	Jan. 3, 1993	W	72-70 (N)	10/10	4/4	Jan. 23, 2002	W	86-73 (H)	20/19	Feb. 11, 1998	L	43-58 (A)	23/22
EASTERN WASHINGTON (2-0) <i>(Home: 1-0, Neutral: 1-0)</i>				MICHIGAN STATE (1-0) <i>(Home: 1-0)</i>	Dec. 30, 2007	W	91-64 (H)	25/RV	Jan. 3, 1993	W	72-70 (N)	10/10	4/4	Jan. 23, 2002	W	86-73 (H)	20/19	Feb. 11, 1998	L	43-58 (A)	23/22
Nov. 29, 1980	W	97-53 (H)		MICHIGAN STATE (1-0) <i>(Home: 1-0)</i>	Dec. 30, 2007	W	91-64 (H)	25/RV	Jan. 3, 1993	W	72-70 (N)	10/10	4/4	Jan. 23, 2002	W	86-73 (H)	20/19	Feb. 11, 1998	L	43-58 (A)	23/22
Nov. 19, 1986	W	62-48 (N)		MICHIGAN STATE (1-0) <i>(Home: 1-0)</i>	Dec. 30, 2007	W	91-64 (H)	25/RV	Jan. 3, 1993	W	7										

ALL-TIME OPPONENT SERIES HISTORY



CU Ranking		Opp. Ranking		CU Ranking		Opp. Ranking		CU Ranking		Opp. Ranking											
Jan. 10, 1993	W	80-71	(H)	7/7	Jan. 27, 1995	W	76-66	(H)	5/5	(Home: 0-1)	Feb. 5, 1986	W	71-62	(A)							
Feb. 5, 1993	W	77-60	(A)	5/5	Feb. 26, 1995	W	74-71	(A)	3/3	Nov. 28, 2008	L	62-70	(H)	Mar. 1, 1986	W	81-70	(H)				
Mar. 7, 1993	L	78-81	(N)**	6/4	Jan. 7, 1996	W	64-58	(A)	13/6	MIAMI (OHIO) (1-0)	Mar. 8, 1986	L	63-75	(N)	Jan. 24, 1987	W	94-91	(A)			
Jan. 9, 1994	L	57-59	(A)	4/4	Feb. 4, 1996	W	54-50	(H)	16/14	(Home: 1-0)	Feb. 21, 1987	L	66-73	(H)	Feb. 28, 1987	L	77-92	(N)			
Feb. 4, 1994	W	75-67	(H)	7/8	Jan. 29, 1997	W	71-58	(H)		Nov. 28, 1998	W	82-68	(H)	Feb. 3, 1988	L	69-71	(A)				
Feb. 10, 1995	W	84-73	(H)	3/3	Feb. 19, 1997	L	62-68	(A)		MICHIGAN (0-2)	Feb. 24, 1988	W	101-88	(H)	Mar. 6, 1988	W	84-80	(N)			
Feb. 24, 1995	W	90-81	(A)*	3/3	Mar. 8, 1997	W	54-44	(N)		(Home: 0-1, Away: 0-1)	Jan. 25, 1989	W	75-67	(A)	Nov. 21, 1999	L	63-77	(H)			
Mar. 6, 1995	W	61-45	(N)	3/3	Jan. 21, 1998	L	52-64	(A)		Nov. 21, 1999	L	78-84	(A)	Feb. 8, 1989	W	86-73	(H)				
Jan. 5, 1996	W	60-59	(A)	13/6	Jan. 31, 1998	W	56-52	(H)		MINNESOTA (1-4)	Mar. 5, 1989	W	83-67	(N)	Jan. 24, 1990	L	52-64	(A)			
Feb. 3, 1996	L	57-67	(H)	16/14	Feb. 6, 1999	L	57-59	(H)		(Home: 1-0, Away 0-3, Neutral 0-1)	Jan. 7, 1990	L	55-58	(H)	Feb. 7, 1990	L	55-58	(H)			
Mar. 4, 1996	W	75-47	(N)	19/17	Feb. 17, 1999	W	57-54	(A)		Dec. 14, 1984	L	61-84	(N)	Jan. 23, 1991	W	74-71	(H)*				
Jan. 25, 1997	L	58-61	(A)	15/15	Mar. 2, 1999	L	51-55	(N)		Dec. 30, 1985	W	76-69	(H)	Feb. 6, 1991	L	64-72	(A)				
Feb. 15, 1997	L	60-72	(H)	15/14	Feb. 16, 2000	L	54-62	(H)		Dec. 30, 1986	L	74-76	(A)*	Jan. 25, 1992	W	69-63	(H)				
Feb. 4, 1998	L	45-65	(H)		Mar. 1, 2000	L	47-64	(A)		Nov. 23, 2003	L	61-95	(A)	Feb. 19, 1992	W	62-57	(A)				
Feb. 18, 1998	L	51-67	(A)		Jan. 6, 2001	W	67-62	(A)		Nov. 22, 2009	L	78-87	(A)	Jan. 16, 1993	W	67-33	(A)				
Jan. 20, 1999	W	76-65	(H)	NR/23	Feb. 24, 2001	W	74-56	(H)	16/20	MISSISSIPPI STATE (1-0)	Feb. 13, 1993	W	75-52	(H)	Feb. 13, 1993	W	75-52	(H)			
Feb. 3, 1999	L	57-65	(A)	22/20	Jan. 9, 2002	L	72-75	(A)	21/19	(Home: 1-0)	Jan. 16, 1994	W	75-65	(H)	Jan. 16, 1994	W	75-65	(H)			
Jan. 15, 2000	L	56-78	(A)	21/23	Feb. 23, 2002	W	79-58	(H)	11/13	Dec. 4, 1992	W	95-59	(H)	Feb. 12, 1994	W	62-50	(A)				
Feb. 1, 2000	L	66-74	(H)	NR/24	Jan. 11, 2003	L	36-61	(A)	24/23	25/24	Mar. 7, 1994	L	71-79	(N)*	Mar. 7, 1994	L	71-79	(N)*			
Jan. 20, 2001	W	72-63	(H)		Mar. 1, 2003	L	59-67	(H)	5/5	MISSOURI (40-27)	Jan. 14, 1995	W	75-67	(A)	Jan. 14, 1995	W	75-67	(A)			
Feb. 7, 2001	W	70-60	(A)	19/24	Jan. 10, 2004	L	69-76	(H)	14/14	(Home: 21-8, Away: 15-15, Neutral: 4-4)	Feb. 12, 1995	W	79-57	(H)	Feb. 12, 1995	W	79-57	(H)			
Jan. 16, 2002	W	70-35	(A)	22/19	Feb. 8, 2004	L	53-79	(A)	11/10	Jan. 20, 1977	L	56-62	(H)	Jan. 14, 1996	L	61-72	(A)				
Jan. 29, 2002	W	80-41	(H)	17/17	Jan. 29, 2005	L	70-81	(H)	16/16	Jan. 5, 1978	L	66-68	(N)	Feb. 10, 1996	W	67-56	(H)				
Jan. 18, 2003	W	71-50	(A)		Feb. 19, 2005	L	51-73	(A)	18/17	Jan. 17, 1983	L	64-90	(A)	Jan. 8, 1997	W	78-51	(H)				
Feb. 5, 2003	W	73-42	(H)		Jan. 14, 2006	L	66-85	(A)		Feb. 4, 1983	W	83-68	(H)	Feb. 23, 1997	W	57-50	(A)				
Jan. 13, 2004	W	59-49	(A)	15/15	Jan. 8, 2006	L	62-67	(H)		Feb. 1, 1984	L	63-105	(A)	Feb. 8, 1998	W	71-60	(A)				
Feb. 24, 2004	W	75-56	(H)	14/13	Jan. 31, 2007	W	66-55	(H)		Feb. 22, 1984	L	63-94	(H)	Feb. 25, 1998	W	78-65	(H)				
Jan. 25, 2005	L	60-65	(H)		Feb. 14, 2007	W	60-58	(A)		Mar. 6, 1984	L	51-113	(A)	Jan. 16, 1999	L	60-63	(A)				
Feb. 12, 2005	L	54-76	(A)		Jan. 19, 2008	L	60-67	(A)	25/RV	Feb. 2, 1985	L	71-92	(A)	Feb. 9, 1999	W	74-62	(H)				
Jan. 10, 2006	W	74-65	(H)		Feb. 23, 2008	W	73-68	(H)	15/15	Feb. 27, 1985	L	65-79	(H)	Feb. 12, 2000	L	57-65	(A)				
Feb. 1, 2006	W	77-71	(A)		Feb. 21, 2009	L	60-72	(A)	16/14	Mar. 3, 1985	L	64-87	(A)								
Feb. 6, 2006	L	68-70	(A)*		Mar. 7, 2009	L	61-71	(H)	RV/21												
Feb. 24, 2007	W	59-50	(H)		Mar. 12, 2009	L	51-68	(N)	RV/21												
Jan. 22, 2008	W	59-41	(H)		Jan. 20, 2010	W	63-57	(A)													
Feb. 13, 2008	L	59-70	(A)		Mar. 3, 2010	L	70-72	(H)													
Feb. 4, 2009	L	54-65	(A)																		
Feb. 18, 2009	W	69-62	(H)																		
Jan. 27, 2010	L	64-75	(A)																		
Feb. 16, 2010	L	72-79	(H)																		
KANSAS STATE (33-33)					LONG BEACH STATE (2-2)					MISSISSIPPI STATE (1-0)					MISSOURI (40-27)						
(Home: 16-12, Away: 13-17, Neutral: 4-4)					(Home: 1-0, Away: 1-2)					(Home: 1-0)					(Home: 21-8, Away: 15-15, Neutral: 4-4)						
Dec. 6, 1979	L	75-106	(A)		Jan. 7, 1981	L	55-77	(A)	18	Jan. 20, 1977	L	56-62	(H)	Jan. 5, 1978	L	66-68	(N)	Jan. 20, 1977	L	56-62	(H)
Jan. 19, 1980	L	69-81	(N)	13	Mar. 19, 1988	L	64-103	(A)	7/9	Jan. 5, 1978	L	66-68	(N)	Jan. 17, 1983	L	64-90	(A)	Jan. 5, 1978	L	66-68	(N)
Jan. 16, 1982	L	71-76	(A)	15	Jan. 2, 1994	W	79-55	(A)	5/6	Jan. 17, 1983	L	64-90	(A)	Feb. 4, 1983	W	83-68	(H)	Jan. 17, 1983	L	64-90	(A)
Jan. 15, 1983	L	59-75	(A)	13	Dec. 19, 1994	W	85-42	(H)	8/8	Feb. 4, 1983	W	83-68	(H)	Feb. 1, 1984	L	63-105	(A)	Jan. 17, 1983	L	64-90	(A)
Feb. 19, 1983	W	84-67	(H)	9	LOUISIANA STATE (2-2)					MISSOURI (40-27)				Feb. 1, 1984	L	63-105	(A)	Jan. 17, 1983	L	64-90	(A)
Mar. 11, 1983	L	63-97	(N)	14	(Home: 1-1, Neutral: 1-1)					(Home: 21-8, Away: 15-15, Neutral: 4-4)				Feb. 22, 1984	L	63-94	(H)	Feb. 4, 1983	W	83-68	(H)
Jan. 25, 1984	L	55-77	(H)	7	Dec. 2, 1989	L	60-63	(N)	14/16	Jan. 20, 1977	L	56-62	(H)	Mar. 6, 1984	L	51-113	(A)	Feb. 4, 1983	W	83-68	(H)
Feb. 16, 1984	L	67-94	(A)	9	Dec. 29, 2001	W	86-65	(N)	18/15	Jan. 5, 1978	L	66-68	(N)	Feb. 2, 1985	L	71-92	(A)	Feb. 4, 1983	W	83-68	(H)
Jan. 19, 1985	L	74-89	(H)		Mar. 17, 2002	W	69-58	(H)	12/12	Jan. 17, 1983	L	64-90	(A)	Feb. 27, 1985	L	65-79	(H)	Feb. 4, 1983	W	83-68	(H)
Feb. 23, 1985	L	60-75	(A)		Nov. 27, 2004	L	44-75	(H)	2/2	Feb. 1, 1984	L	63-105	(A)	Mar. 3, 1985	L	64-87	(A)	Feb. 4, 1983	W	83-68	(H)
Jan. 18, 1986	L	55-67	(H)		LOUISIANA TECH (1-3)					MISSOURI (40-27)				Feb. 22, 1984	L	63-94	(H)	Feb. 4, 1983	W	83-68	(H)
Feb. 8, 1986	W	69-57	(A)		(Home: 1-1, Away: 0-2)					(Home: 21-8, Away: 15-15, Neutral: 4-4)				Mar. 6, 1984	L	51-113	(A)	Feb. 4, 1983	W	83-68	(H)
Mar. 6, 1986	W	57-56	(N)		Jan. 6, 1988	L	52-66	(A)	3/2	Jan. 20, 1977	L	56-62	(H)	Feb. 2, 1985	L	71-92	(A)	Feb. 4, 1983	W	83-68	(H)
Jan. 21, 1987	L	61-71	(H)		Jan. 3, 1989	W	61-60	(H)	2/2	Jan. 5, 1978	L	66-68	(N)	Feb. 8, 1998	W	71-60	(A)	Feb. 4, 1983	W	83-68	(H)
Feb. 11, 1987	L	78-85	(A)*		Dec. 3, 1994	L	62-77	(A)	10/10	Jan. 5, 1978	L	66-68	(N)	Feb. 25, 1998	W	78-65	(H)	Feb. 4, 1983	W	83-68	(H)
Jan. 23, 1988	W	84-58	(H)		Nov. 25, 1995	L	61-65	(H)	11/11	Jan. 5, 1978	L	66-68	(N)	Jan. 16, 1999	L	60-63	(A)	Feb. 4, 1983	W	83-68	(H)
Feb. 17, 1988	W	86-70	(A)		LOYOLA MARYMOUNT (1-1)					MISSOURI (40-27)				Feb. 9, 1999	W	74-62	(H)	Feb. 4, 1983	W	83-68	(H)
Jan. 14, 1989	W	75-63	(A)		(Home: 0-1, Neutral: 1-0)					(Home: 21-8, Away: 15-15, Neutral: 4-4)				Feb. 12, 2000	L	57-65	(A)	Feb. 4, 1983	W	83-68	(H)
Feb. 15, 1989	W	87-71	(H)	15/15	Dec. 30, 1999	L	72-82	(H)		Jan. 20, 1977	L	56-62	(H)	Feb. 12, 2000	L	57-65	(A)	Feb. 4, 1983	W	83-68	(H)
Jan. 13, 1990	L	67-71	(A)		Nov. 19, 2004	W	75-58	(N)		Jan. 5, 1978	L	66-68	(N)	Feb. 12, 2000	L	57-65	(A)	Feb. 4, 1983	W	83-68	(H)
Feb. 11, 1990	W	82-69	(H)		MANHATTAN (1-0)					MISSOURI (40-27)				Feb. 12, 2000	L	57-65	(A)	Feb. 4, 1983	W	83-68	(H)
Jan. 12, 1991	W	75-74	(H)		(Home: 1-0)					(Home: 21-8, Away: 15-15, Neutral: 4-4)				Feb. 12, 2000	L	57-65	(A)	Feb. 4, 1983	W	83-68	(H)
Feb. 13, 1991	W	71-68	(A)		Jan. 2, 2005	W	73-61	(H)		Jan. 20, 1977	L	56-62	(H)	Feb. 12, 2000	L	57-65	(A)	Feb. 4, 1983	W	83-68	(H)
Feb. 5, 1992																					



ALL-TIME OPPONENT SERIES HISTORY

CU Ranking	Opp. Ranking	CU Ranking	Opp. Ranking	CU Ranking	Opp. Ranking	CU Ranking	Opp. Ranking
Feb. 26, 2000 W	72-64 (H)	MISSOURI STATE (2-0) <i>(Home: 2-0)</i>		Jan. 28, 1984 L	77-91 (H)	NEW MEXICO (7-6) <i>(Home: 3-3, Away: 3-3, Neutral: 1-0)</i>	
Mar. 7, 2000 W	83-68 (N)	Jan. 6, 1979 W	95-57 (H)	Feb. 25, 1984 L	67-92 (A)	Jan. 25, 1975 L	38-55 (A)
Jan. 14, 2001 W	98-90 (H)	Mar. 17, 1995 W	78-34 (H) 2/2	Jan. 23, 1985 W	90-83 (A)	Jan. 16, 1976 L	63-66 (H)
Feb. 28, 2001 L	61-78 (A) 17/21	MONTANA (1-2) <i>(Away: 0-1, Neutral: 1-1)</i>		Feb. 13, 1985 L	60-85 (H)	Feb. 26, 1977 L	57-74 (A)
Mar. 7, 2001 W	83-72 (N) 20/21	Dec. 29, 1978 W	78-55 (N)	Feb. 1, 1986 W	80-68 (H)	Nov. 25, 1977 L	64-77 (H)
Jan. 26, 2002 W	78-56 (A) 20/19	Dec. 15, 1984 L	44-61 (A)	Feb. 25, 1986 W	68-66 (A)	Feb. 17, 1978 L	65-72 (H)
Feb. 13, 2002 W	78-47 (H) 13/13	Dec. 7, 1996 L	68-69 (N) 17/13	Mar. 4, 1986 W	96-90 (H)	Feb. 24, 1979 L	73-93 (A)
Feb. 2, 2003 L	52-71 (A)	MONTANA STATE (5-0) <i>(Home: 4-0, Away: 1-0)</i>		Jan. 17, 1987 L	72-74 (A)	Mar. 7, 1979 W	79-77 (N)
Feb. 22, 2003 W	69-48 (H)	Feb. 20, 1980 W	94-72 (H)	Feb. 7, 1987 W	91-71 (H)	Nov. 23, 1983 W	79-66 (A)
Jan. 18, 2004 W	71-54 (H) 15/15	Jan. 4, 1982 W	62-43 (H) 13	Jan. 30, 1988 W	84-69 (H)	Nov. 28, 1984 W	71-69 (H)
Jan. 31, 2004 W	68-66 (A) 11/10	Dec. 21, 1986 W	76-69 (H)	Feb. 20, 1988 L	73-85 (A) *	Dec. 31, 1991 W	92-22 (H)
Jan. 18, 2005 W	56-51 (A)	Dec. 21, 1994 W	74-53 (H) 9/9	Jan. 11, 1989 W	77-53 (H)	Dec. 1, 1992 W	86-37 (A) 25/24
Feb. 9, 2005 L	55-58 (H)	Dec. 22, 1995 W	68-55 (A) 9/6	Feb. 22, 1989 W	71-63 (A) 10	Nov. 15, 1995 W	63-56 (H) 14/11
Jan. 18, 2006 L	49-69 (A)	NEBRASKA (39-28) <i>(Home: 25-6, Away: 11-21, Neutral: 3-1)</i>		Feb. 29, 1989 W	81-57 (H)	Nov. 11, 2001 W	78-63 (A) 12/13
Feb. 18, 2006 L	57-72 (H)	Jan. 31, 1976 L	53-59 (A)	Feb. 3, 1990 W	75-74 (A)	NEW MEXICO STATE (9-2) <i>(Home: 4-0, Away: 5-2)</i>	
Jan. 3, 2007 W	71-59 (H)	Nov. 6, 1976 L	80-81 (A)	Jan. 19, 1991 L	53-68 (A)	Jan. 25, 1975 L	39-48 (A)
Jan. 28, 2007 L	48-61 (A)	Jan. 6, 1978 L	61-63 (A)	Feb. 9, 1991 W	82-69 (H)	Jan. 17, 1976 W	63-58 (H)
Jan. 9, 2008 W	70-58 (A) 23/RV	Nov. 25, 1978 W	63-62 (H)	Jan. 15, 1992 L	69-75 (A)	Feb. 24, 1977 L	64-77 (A)
Mar. 5, 2008 W	63-47 (H)	Dec. 8, 1979 L	62-65 (A)	Feb. 29, 1992 W	83-63 (H)	Feb. 4, 1978 W	58-57 (A) *
Jan. 24, 2009 W	61-56 (A)	Jan. 17, 1980 W	85-70 (N)	Mar. 8, 1992 W	74-66 (N)	Feb. 9, 1979 W	87-67 (H)
Feb. 28, 2009 L	55-66 (H)	Dec. 10, 1981 W	87-66 (H)	Jan. 22, 1993 L	50-62 (A) 4/4	Feb. 7, 1980 W	108-82 (A)
Jan. 9, 2010 W	64-48 (H)	Jan. 22, 1983 W	89-85 (H)	Feb. 21, 1993 W	71-63 (H) 4/4 22/22	Feb. 16, 1980 W	106-75 (A)
Feb. 23, 2010 W	80-79 (A) *	Feb. 12, 1983 L	89-96 (A)	Mar. 6, 1994 W	77-67 (N) 3/3	Jan. 22, 1981 W	95-59 (A)
UMKC (3-0) <i>(Home: 2-0, Away: 1-0)</i>				Jan. 22, 1995 W	73-55 (A) 6/6	Feb. 5, 1981 W	79-41 (H)
Dec. 14, 1988 W	60-49 (A) 20	Jan. 21, 1996 W	69-61 (H) 15/11	Feb. 17, 1995 W	89-76 (H) 3/3	Feb. 4, 1982 W	87-64 (H)
Dec. 6, 1989 W	79-64 (H)	Feb. 14, 1996 L	75-83 (A) **18/16	Jan. 21, 1996 W	69-61 (H) 15/11	Feb. 27, 1982 W	76-65 (A)
Dec. 20, 2008 W	71-49 (H)	Jan. 4, 1997 W	65-58 (A) 25/25	Feb. 14, 1996 L	75-83 (A) **18/16	NEW SOUTH WALES (0-1) <i>(Home: 0-1)</i>	
		Feb. 5, 1997 W	73-52 (H)	Jan. 4, 1997 W	65-58 (A) 25/25	Dec. 10, 1976 L	55-103 (H)
		Jan. 7, 1998 W	84-78 (H) 16/16	Feb. 5, 1997 W	73-52 (H)	NORTH CAROLINA (1-0) <i>(Home: 1-0)</i>	
		Feb. 22, 1998 L	53-78 (A)	Jan. 7, 1998 W	84-78 (H) 16/16	Mar. 24, 2003 W	86-67 (H) 2 12/11
		Jan. 6, 1999 L	49-90 (A)	Feb. 22, 1998 L	53-78 (A)	NORTH CAROLINA STATE (1-0) <i>(Home: 1-0)</i>	
		Jan. 23, 1999 W	70-53 (H) 23/20	Jan. 6, 1999 L	49-90 (A)	Feb. 1, 1997 W	67-62 (H) 21/20
		Jan. 26, 2000 L	66-79 (A)	Jan. 23, 1999 W	70-53 (H) 23/20	NORTH DAKOTA STATE (1-0) <i>(Neutral: 1-0)</i>	
		Feb. 9, 2000 W	78-75 (H)	Jan. 26, 2000 L	66-79 (A)	Dec. 30, 1978 W	87-69 (N)
		Jan. 24, 2001 W	87-69 (H) 25/RV	Feb. 9, 2000 W	78-75 (H)	NORTHERN ARIZONA (13-2) <i>(Home: 7-0, Away: 6-0, Neutral: 0-2)</i>	
		Feb. 10, 2001 W	81-65 (A) 19/24	Jan. 24, 2001 W	87-69 (H) 25/RV	Feb. 13, 1976 W	79-36 (A)
		Feb. 6, 2002 W	95-60 (H) 13/13	Feb. 10, 2001 W	81-65 (A) 19/24	Feb. 4, 1977 W	67-57 (H)
		Feb. 26, 2002 W	84-60 (A) 11/12	Feb. 6, 2002 W	95-60 (H) 13/13	Jan. 21, 1978 W	89-48 (H)
		Jan. 14, 2003 W	74-54 (H)	Feb. 26, 2002 W	84-60 (A) 11/12	Jan. 26, 1979 W	103-69 (A)
		Mar. 5, 2003 W	70-56 (A)	Jan. 14, 2003 W	74-54 (H)	Jan. 21, 1980 W	129-47 (H)
		Feb. 4, 2004 W	78-63 (H) 11/10	Mar. 5, 2003 W	70-56 (A)	Feb. 14, 1980 W	112-76 (A)
		Mar. 3, 2004 W	63-60 (A) 13/13	Feb. 4, 2004 W	78-63 (H) 11/10	Jan. 24, 1981 W	79-47 (A)
		Jan. 5, 2005 L	62-84 (A)	Mar. 3, 2004 W	63-60 (A) 13/13	Feb. 7, 1981 W	81-42 (H)
		Mar. 2, 2005 W	78-76 (H)	Jan. 5, 2005 L	62-84 (A)	Feb. 6, 1982 W	96-48 (H)
		Jan. 4, 2006 L	62-80 (H)	Mar. 2, 2005 W	78-76 (H)	Feb. 25, 1982 W	79-49 (A)
		Jan. 28, 2006 L	54-70 (A)	Jan. 4, 2006 L	62-80 (H)	Nov. 25, 1983 W	62-60 (A)
		Mar. 7, 2006 L	59-67 (N)	Jan. 28, 2006 L	54-70 (A)	Nov. 28, 1986 L	61-63 (N)
		Feb. 10, 2007 L	44-54 (H) 21/21	Mar. 7, 2006 L	59-67 (N)	Dec. 30, 1990 W	79-45 (A)
		Feb. 27, 2007 L	70-90 (A)	Feb. 10, 2007 L	44-54 (H) 21/21	Dec. 18, 1993 W	78-46 (H) 7/7
		Feb. 6, 2008 L	71-80 (H)	Feb. 27, 2007 L	70-90 (A)	Dec. 19, 2005 L	83-84 (N) *
		Mar. 2, 2008 L	55-63 (A)	Feb. 6, 2008 L	71-80 (H)	NORTHERN COLORADO (9-6) <i>(Home: 6-3, Away: 2-3, Neutral: 1-0)</i>	
		Jan. 31, 2009 W	75-73 (H)	Mar. 2, 2008 L	55-63 (A)	Jan. 28, 1975 L	37-68 (H)
		Mar. 3, 2009 L	64-75 (A)	Jan. 31, 2009 W	75-73 (H)	Mar. 1, 1975 L	54-66 (A)
		Jan. 30, 2010 L	64-80 (H)	Mar. 3, 2009 L	64-75 (A)	Jan. 7, 1976 L	59-60 (H)
		Feb. 20, 2010 L	73-89 (A)	Jan. 30, 2010 L	64-80 (H)	Feb. 21, 1976 L	55-81 (A)
		NEVADA (1-1) <i>(Home: 1-0, Away: 0-1)</i>		Feb. 20, 2010 L	73-89 (A)	Jan. 10, 1977 W	58-57 (A)
		Nov. 20, 2004 L	59-69 (A)	NEVADA (1-1) <i>(Home: 1-0, Away: 0-1)</i>		Feb. 12, 1977 L	52-55 (H)
		Nov. 24, 2006 W	80-60 (H)	Nov. 20, 2004 L	59-69 (A)	Nov. 22, 1977 W	62-53 (H)
		UNLV (0-5) <i>(Home: 0-3, Away: 0-2)</i>		Nov. 24, 2006 W	80-60 (H)	Nov. 29, 1977 W	67-56 (N)
		Jan. 9, 1976 L	48-121 (H)	UNLV (0-5) <i>(Home: 0-3, Away: 0-2)</i>		Jan. 27, 1978 L	53-59 (A)
		Jan. 13, 1978 L	36-103 (A)	Jan. 9, 1976 L	48-121 (H)		
		Jan. 12, 1984 L	41-67 (A)	Jan. 13, 1978 L	36-103 (A)		
		Dec. 29, 1984 L	60-77 (H)	Jan. 12, 1984 L	41-67 (A)		
		Mar. 18, 1989 L	74-84 (H)	Dec. 29, 1984 L	60-77 (H)		
				Mar. 18, 1989 L	74-84 (H)		



ALL-TIME OPPONENT SERIES HISTORY



CU Ranking	Opp. Ranking	CU Ranking	Opp. Ranking
Dec. 1, 1978	W 87-68 (A)	Mar. 2, 1996	W 76-60 (N) 20/19
Feb. 1, 1979	W 87-62 (H)	Feb. 12, 1997	W 61-42 (H)
Nov. 26, 1985	W 91-50 (H)	Jan. 28, 1998	L 58-61 (A)
Dec. 29, 2004	W 77-58 (H)	Mar. 3, 1998	W 71-66 (N)
Feb. 13, 2006	W 92-65 (H)	Jan. 9, 1999	W 63-62 (H)
Nov. 28, 2007	W 69-60 (H)	Jan. 22, 2000	L 73-76 (A) 25/NR
NORTHERN ILLINOIS (1-0)			
<i>(Neutral: 1-0)</i>			
Dec. 2, 1994	W 78-49 (N) 10/10	Jan. 3, 2001	L 69-89 (H) 19/16
NORTHERN IOWA (0-1)			
<i>(Home: 0-1)</i>			
Nov. 25, 2005	L 65-74 (H) *	Mar. 8, 2001	L 93-102 (N) 20/21 7/7
NORTHERN STATE (1-0)			
<i>(Neutral: 1-0)</i>			
Dec. 29, 1977	W 99-73 (N)	Jan. 2, 2002	L 67-78 (A) 18/14 3/3
NORTHWESTERN (LA.) STATE (1-0)			
<i>(Neutral: 1-0)</i>			
Dec. 29, 1995	W 71-62 (N) 10/6	Mar. 25, 2002	L 60-94 (N) 12/12 2/2
NOTRE DAME (3-0)			
<i>(Home: 1-0, Neutral: 2-0)</i>			
Dec. 6, 1986	W 76-53 (N)	Feb. 16, 2003	W 61-57 (H)
Dec. 27, 1994	W 91-70 (N) 9/8	Mar. 12, 2003	W 73-68 (N)
Nov. 15, 2003	W 67-63 (H) * 20/20 15/16	Feb. 18, 2004	L 58-78 (A) 13/13 24/22
OAKLAND (1-0)			
<i>(Neutral: 1-0)</i>			
Dec. 30, 2000	W 74-60 (N)	Mar. 10, 2004	L 56-63 (N) 13/13 19/19
OHIO STATE (0-3)			
<i>(Home: 0-1, Away: 0-1, Neutral: 0-1)</i>			
Jan. 2, 1980	L 74-75 (A)	Feb. 16, 2005	L 61-77 (H)
Dec. 5, 1986	L 64-87 (N) 15/14	Jan. 7, 2006	L 61-84 (A) 18/16
Dec. 28, 1988	L 67-72 (H)	Jan. 20, 2007	L 67-82 (H) 7/6
OKLAHOMA (33-22)			
<i>(Home: 16-6, Away: 10-13, Neutral: 7-3)</i>			
Dec. 7, 1978	L 66-68 (A)	Feb. 9, 2008	L 66-82 (A) 10/10
Jan. 19, 1979	W 78-62 (N)	Jan. 21, 2009	L 58-72 (H) 3/2
Dec. 3, 1979	W 90-77 (H)	Feb. 13, 2010	L 55-65 (A) 12/12
Jan. 14, 1982	W 71-61 (N) 15	OKLAHOMA CITY (1-0)	
Jan. 29, 1983	L 79-90 (A)	<i>(Neutral: 1-0)</i>	
Feb. 26, 1983	W 89-82 (H)	Jan. 9, 1982	W 68-41 (N) 13
Mar. 10, 1983	W 78-70 (A)	OKLAHOMA STATE (26-24)	
Jan. 18, 1984	W 66-62 (H)	<i>(Home: 12-10, Away: 8-12, Neutral: 6-2)</i>	
Feb. 18, 1984	L 78-88 (A)	Jan. 21, 1977	W 85-75 (H)
Jan. 29, 1985	L 65-73 (H) 19	Jan. 7, 1978	L 69-75 (N)
Feb. 20, 1985	L 58-80 (A) NR/21	Jan. 20, 1979	L 49-64 (N)
Jan. 15, 1986	W 91-84 (H) 11/12	Jan. 16, 1981	W 80-49 (N)
Feb. 15, 1986	L 69-82 (A) 17/17	Jan. 28, 1983	W 73-55 (A)
Jan. 27, 1987	W 94-80 (H) NR/23	Feb. 5, 1983	W 76-56 (H)
Feb. 18, 1987	W 74-73 (A)	Jan. 21, 1984	L 63-72 (A)
Jan. 13, 1988	L 78-82 (H)	Feb. 11, 1984	L 76-77 (H)
Feb. 27, 1988	W 91-88 (A) * 18/21	Jan. 16, 1985	L 71-76 (A)
Jan. 27, 1989	W 73-70 (A) 15/15	Feb. 16, 1985	L 74-84 (H)
Feb. 18, 1989	W 87-76 (H) 10/12	Jan. 25, 1986	L 68-76 (H)
Mar. 4, 1989	W 80-61 (N)	Feb. 22, 1986	W 68-62 (A)
Jan. 10, 1990	W 56-48 (A)	Jan. 10, 1987	L 81-83 (H)
Feb. 18, 1990	W 86-49 (H)	Feb. 4, 1987	L 78-81 (A)
Jan. 16, 1991	W 68-51 (A)	Jan. 16, 1988	L 63-75 (A)
Feb. 3, 1991	W 76-55 (H)	Feb. 13, 1988	W 78-64 (H)
Mar. 2, 1991	W 80-75 (N)	Mar. 3, 1988	W 79-68 (N)
Feb. 1, 1992	W 63-55 (A)	Feb. 1, 1989	W 85-58 (H) 16/18
Feb. 22, 1992	W 86-63 (H)	Feb. 11, 1989	W 76-59 (A) 15/15
Jan. 29, 1993	W 80-49 (H) 7/7	Mar. 6, 1989	W 98-92 (N) ** 9/12
Feb. 28, 1993	L 69-74 (A) 4/4	Jan. 28, 1990	L 55-63 (A)
Jan. 28, 1994	W 79-74 (A) 3/4	Feb. 25, 1990	W 84-65 (H)
Feb. 27, 1994	W 89-79 (H) 3/3	Jan. 30, 1991	L 72-90 (A)
Jan. 8, 1995	W 83-59 (H) 7/6	Feb. 23, 1991	W 65-63 (H) 25/24
Feb. 3, 1995	W 69-64 (A) 4/4 25/NR	Jan. 22, 1992	L 70-82 (H)
Jan. 28, 1996	W 68-53 (A) 16/11	Feb. 15, 1992	L 61-54 (A)
Feb. 23, 1996	W 83-68 (H) 20/18	Jan. 31, 1993	W 78-76 (H) 7/7 21/19
		Feb. 26, 1993	W 49-48 (N) 4/4
		Jan. 30, 1994	L 73-75 (A) * 3/4
		Feb. 25, 1994	W 69-59 (H) 3/3
		Jan. 6, 1995	W 71-52 (H) 7/6
		Feb. 5, 1995	W 69-52 (A) 4/4
		Mar. 5, 1995	W 76-58 (N) 3/3
		Jan. 26, 1996	L 46-50 (A) 16/11 24/22
		Feb. 25, 1996	L 49-69 (H) 20/18
		Mar. 3, 1996	W 69-59 (N) 20/19
		Jan. 15, 1997	L 60-68 (A)
		Feb. 14, 1998	L 67-72 (H)
		Jan. 28, 1999	W 62-58 (A)
		Jan. 29, 2000	L 72-75 (H)
		Jan. 10, 2001	W 65-49 (A)
		Jan. 12, 2002	W 79-57 (H) 21/19
		Jan. 22, 2003	W 64-50 (A)
		Feb. 21, 2004	W 72-57 (H) 13/13
		Jan. 22, 2005	L 70-76 (A) *
		Feb. 26, 2006	W 73-62 (H)




Jan. 24, 2007	L 58-61 (A)		
Feb. 2, 2008	L 72-81 (H)	21/18	
Jan. 14, 2009	L 43-79 (A)	22/22	
Jan. 24, 2010	L 63-74 (H)	12/17	
OLD DOMINION (1-1)			
<i>(Home: 1-0, Neutral: 0-1)</i>			
Dec. 30, 1995	L 65-77 (N)	10/6	19/20
Nov. 14, 2003	W 84-67 (H)	20/20	
ORAL ROBERTS (1-0)			
<i>(Home: 1-0)</i>			
Nov 9, 2001	W 78-49 (H)	12/13	
OREGON (3-8)			
<i>(Home: 1-3, Away: 0-3, Neutral: 2-2)</i>			
Mar. 18, 1981	L 67-74 (A)	17	14
Dec. 5, 1981	W 69-68 (N)		13
Dec. 19, 1982	L 58-73 (N)		
Dec. 3, 1983	L 71-82 (H)		
Dec. 28, 1986	L 75-81 (A)		
Dec. 2, 1988	W 62-51 (N)		
Mar. 19, 1994	W 92-71 (H)	2/3	
Nov. 24, 1998	L 63-75 (H)		
Dec. 4, 1999	L 58-90 (A)	16/13	
Dec. 30, 2005	L 64-72 (H)		
Dec. 9, 2006	L 60-70 (N)		
OREGON STATE (2-0)			
<i>(Home: 2-0)</i>			
Dec. 7, 1987	W 82-60 (H)		
Dec. 19, 1999	W 68-60 (H)		

PACIFIC (2-0)			
<i>(Home: 1-0, Away: 1-0)</i>			
Dec. 18, 2004	W 45-42 (A)		
Dec. 8, 2005	W 84-57 (H)		
PACIFIC CHRISTIAN (1-0)			
<i>(Home: 1-0)</i>			
Nov. 18, 1981	W 108-43 (H)		
PENN (2-0)			
<i>(Home: 2-0)</i>			
Jan. 3, 1987	W 84-38 (H)		
Nov. 26, 2004	W 69-49 (H)		
PENN STATE (0-2)			
<i>(Away: 0-1, Neutral: 0-1)</i>			
Jan. 12, 1980	L 72-75 (A)		
Dec. 2, 1995	L 57-76 (N)	8/8	12/12
PEPPERDINE (3-0)			
<i>(Home: 1-0, Away: 1-0; Neutral 1-0)</i>			
Jan. 6, 1981	W 71-67 (A)	18	
Jan. 4, 2008	W 65-53 (H)	23/RV	
Jan. 3, 2009	W 63-55 (N)		
PERU STATE (1-0)			
<i>(Neutral: 1-0)</i>			
Dec. 28, 1977	W 88-35 (N)		
PHILLIPS (0-1)			
<i>(Neutral: 0-1)</i>			
Dec. 4, 1977	L 73-76 (N)		

ALL-TIME OPPONENT SERIES HISTORY



CU Ranking	Opp. Ranking	CU Ranking	Opp. Ranking	CU Ranking	Opp. Ranking	CU Ranking	Opp. Ranking
TEXAS CHRISTIAN (3-0) (Home: 2-0, Away: 1-0)		Mar. 1, 1980 W 109-89 (H)		Dec. 4, 1982 W 89-77 (H)		Dec. 20, 1978 W 83-66 (A)	
Dec. 7, 1993 W 101-56 (A) 9/10		Jan. 28, 1981 W 103-40 (H)		Dec. 19, 1983 L 79-81 (A)		Jan. 15, 1979 W 84-60 (H)	
Nov. 28, 1995 W 96-48 (H) 8/8		Feb. 20, 1981 W 91-76 (A)		Nov. 26, 1993 W 84-53 (H) 12/13		Dec. 1, 1979 W 90-82 (H)	
Mar. 30, 2008 W 96-90 (H) *		Jan. 21, 1982 W 83-74 (A) * 16		WESTERN ILLINOIS (1-0) (Home: 1-0)		Nov. 26, 1980 W 86-59 (H)	
UTEP (5-0) (Home: 3-0, Away: 2-0)		Feb. 10, 1982 W 70-53 (H)		Nov. 24, 1989 W 78-59 (H)		Feb. 23, 1981 W 90-64 (A)	
Feb. 6, 1976 W 67-39 (H)		Nov. 26, 1982 W 61-46 (H)		WESTERN KENTUCKY (1-0) (Neutral: 1-0)		Nov. 30, 1981 W 82-66 (A)	
Feb. 25, 1977 W 71-68 (A)		Jan. 11, 1983 W 92-57 (H)		Dec. 27, 1991 W 71-68 (N) * 11/12		Feb. 17, 1982 W 69-47 (H)	
Feb. 3, 1978 W 58-50 (A)		Jan. 6, 1986 W 86-63 (A)		WESTERN MICHIGAN (1-0) (Home: 1-0)		Jan. 8, 1983 W 67-63 (A)	
Feb. 10, 1979 W 109-42 (H)		Dec. 13, 1986 W 100-27 (H)		Nov. 27, 1999 W 79-62 (H)		Jan. 24, 1983 W 78-52 (H)	
Nov. 19, 1982 W 76-45 (H)		Nov. 26, 2005 W 73-56 (H)		WICHITA STATE (2-0) (Home: 1-0, Away: 1-0)		Dec. 1, 1983 W 57-56 (A)	
TEXAS SOUTHERN (1-0) (Home: 1-0)		VANDERBILT (1-4) (Home: 0-2, Away: 1-2)		Nov. 27, 1990 W 89-52 (A)		Jan. 5, 1984 W 73-55 (H)	
Dec. 14, 2007 W 64-29 (H)		Nov. 30, 1991 L 69-79 (H) 6/9		Nov. 22, 1991 W 82-55 (H)		Dec. 10, 1984 W 92-58 (H)	
TEXAS TECH (5-16) (Home: 2-6, Away: 1-7, Neutral: 2-3)		Mar. 19, 2001 L 59-65 (A) 20/21 10/11		WINNIPEG (1-0) (Home: 1-0)		Dec. 3, 1985 W 65-60 (A)	
Dec. 5, 1980 W 67-56 (N)		Nov. 15, 2001 L 51-72 (A) 12/12 3/3		Dec. 8, 1980 W 86-39 (H)		Dec. 2, 1986 W 80-57 (H)	
Dec. 1, 1984 L 56-79 (H)		Nov. 12, 2006 L 76-81 (H) 16/15		WISCONSIN (0-1) (Neutral: 0-1)		Dec. 1, 1987 W 76-60 (A)	
Nov. 29, 1985 L 58-69 (A)		Dec. 9, 2007 W 62-51 (A) 20/17		Mar. 21, 1982 L 59-60 (N)		Dec. 6, 1988 W 82-57 (H) 20/25	
Mar. 27, 1993 L 54-79 (N) 9/9 5/6		VERMONT (1-0) (Home: 1-0)		WRIGHT STATE (1-0) (Home: 1-0)		Dec. 13, 1989 L 63-67 (A)	
Jan. 11, 1997 W 63-49 (H) 7/7		Nov. 24, 1995 W 73-68 (H) 11/11		Nov. 26, 1999 W 76-49 (H)		Dec. 12, 1990 W 76-46 (H)	
Jan. 17, 1998 L 40-80 (A) 5/6		VILLANOVA (1-3) (Home: 1-1, Away: 0-1, Neutral: 0-1)		WYOMING (33-9) (Home: 20-2, Away: 13-7)		Dec. 11, 1991 W 68-66 (A)	
Mar. 4, 1998 L 49-80 (N) 5/5		Jan. 10, 1980 L 58-61 (A)		Feb. 28, 1975 L 45-60 (A)		Dec. 29, 1992 W 72-56 (H) 10/10	
Feb. 24, 1999 L 71-83 (H) 11/7		Nov. 30, 2002 L 54-59 (H)		Dec. 4, 1975 L 57-59 (A)		Dec. 7, 1994 W 78-59 (A) 10/8	
Jan. 12, 2000 L 50-75 (A) 15/14		Mar. 29, 2003 L 51-53 (N) 11/12		Feb. 20, 1976 L 45-52 (H)		Dec. 7, 1995 W 70-48 (H) 8/6	
Mar. 8, 2000 L 60-76 (N) 7/7		Mar. 27, 2008 W 64-58 (H)		Nov. 19, 1976 W 57-56 (H)		Dec. 4, 1996 W 58-44 (A) 17/13	
Feb. 21, 2001 L 61-68 (H) 16/20 15/13		VIRGINIA (0-3) (Home: 0-1, Away: 0-2)		Jan. 7, 1977 W 61-41 (H)		Dec. 10, 1997 W 79-57 (H) 21/21	
Feb. 3, 2002 W 74-69 (A) * 17/17 13/16		Jan. 7, 1980 L 63-65 (A)		Nov. 29, 2000 W 78-70 (A)		Dec. 9, 1998 W 70-50 (A)	
Jan. 26, 2003 L 58-80 (H) 7/7		Nov. 24, 2008 L 43-77 (A) 16/15		Dec. 12, 2001 W 81-57 (H) 13/12		Dec. 8, 1999 W 78-59 (H)	
Feb. 28, 2004 L 51-60 (A) 14/13 8/9		Jan. 2, 2010 L 59-74 (H) 23/21		Dec. 4, 2002 W 73-62 (A)		Nov. 29, 2000 W 78-70 (A)	
Jan. 15, 2005 L 41-87 (H) 13/13		WASHINGTON (6-2) (Home: 3-1, Away: 2-1, Neutral: 1-0)		Nov. 26, 1999 W 76-49 (H)		Dec. 12, 2001 W 81-57 (H) 13/12	
Feb. 11, 2006 L 56-76 (A)		Dec. 21, 1982 W 67-65 (H) 15		WASHINGTON STATE (1-1) (Home: 1-0, Away: 0-1)		Dec. 4, 2002 W 73-62 (A)	
Feb. 3, 2007 W 70-67 (H)		Nov. 24, 1990 L 60-87 (H) 14/15		Jan. 8, 1985 W 84-70 (H)		Dec. 28, 2003 W 71-39 (H) 13/13	
Mar. 6, 2007 W 71-67 (N)		Dec. 28, 1991 L 53-58 (A) 15/15		Dec. 5, 1998 L 76-81 (A)		Dec. 1, 2004 L 67-72 (A)	
Jan. 26, 2008 L 44-62 (A)		Nov. 27, 1993 W 76-65 (H) 12/13		WAYLAND BAPTIST (0-2) (Home: 0-1, Away: 0-1)		Nov. 21, 2005 L 50-66 (H)	
Jan. 28, 2009 L 60-66 (H)		Dec. 28, 1994 W 55-51 (A) 9/8 13/11		Jan. 25, 1980 L 68-76 (H)		Nov. 21, 2006 L 49-68 (A)	
Jan. 12, 2010 L 74-61 (A)		Dec. 1, 1995 W 64-53 (N) 8/8		Nov. 14, 1981 L 56-70 (A)		Dec. 5, 2007 W 69-55 (H) 21/22	
TULANE (1-1) (Home: 1-0, Neutral: 0-1)		Dec. 9, 2003 W 78-64 (H) 17/14		WAYNE STATE (1-0) (Neutral: 1-0)		YALE (1-0) (Home: 1-0)	
Mar. 15, 1996 W 83-75 (H) 19/17		Dec. 21, 2004 W 76-74 (A) *		Dec. 30, 1977 W 57-47 (N)		Jan. 4, 2009 W 78-71 (H)	
Dec. 6, 1997 L 62-63 (N) 16/17 22/22		WASHINGTON STATE (1-1) (Home: 1-0, Away: 0-1)		WEBER STATE (10-7) (Home: 8-2, Away: 1-4, Neutral: 1-1)		Key: *OT; **2OT	
UTAH (6-10) (Home: 4-2, Away: 0-7, Neutral: 2-1)		Jan. 8, 1985 W 84-70 (H)		Jan. 17, 1975 W 57-54 (H)			
Feb. 14, 1975 L 48-68 (A)		Dec. 5, 1998 L 76-81 (A)		Feb. 27, 1976 L 64-66 (H)			
Feb. 5, 1976 L 55-61 (H)		WAYNE STATE (1-0) (Neutral: 1-0)		Feb. 18, 1977 L 71-77 (H)			
Jan. 28, 1977 L 39-62 (A)		Dec. 30, 1977 W 57-47 (N)		Feb. 10, 1978 L 75-89 (A)			
Feb. 25, 1978 L 70-81 (H)		WEBER STATE (10-7) (Home: 8-2, Away: 1-4, Neutral: 1-1)		Dec. 28, 1978 L 77-92 (N)			
Mar. 1, 1979 L 83-97 (A)		Jan. 17, 1975 W 57-54 (H)		Feb. 17, 1979 W 99-93 (H)			
Mar. 9, 1979 L 79-82 (N)		Feb. 27, 1976 L 64-66 (H)		Mar. 10, 1979 W 92-87 (N)			
Dec. 10, 1980 W 83-49 (H)		Feb. 18, 1977 L 71-77 (H)		Feb. 9, 1980 L 86-89 (A)			
Feb. 13, 1981 L 75-84 (A)		Feb. 10, 1978 L 75-89 (A)		Feb. 23, 1980 W 103-72 (H)			
Mar. 7, 1981 W 75-61 (N)		Dec. 28, 1978 L 77-92 (N)		Feb. 14, 1981 W 81-75 (A)			
Nov. 28, 1981 W 77-63 (H)		Feb. 17, 1979 W 99-93 (H)		Feb. 25, 1981 W 93-59 (H)			
Jan. 23, 1982 L 62-65 (A) 16		Mar. 10, 1979 W 92-87 (N)		Jan. 30, 1982 W 86-77 (H)			
Dec. 5, 1983 L 60-88 (A)		Feb. 9, 1980 L 86-89 (A)		Feb. 19, 1982 L 78-80 (A)			
Jan. 7, 1989 W 79-61 (H)		Feb. 23, 1980 W 103-72 (H)		Mar. 14, 1982 W 71-64 (H)			
Dec. 7, 1991 W 69-45 (N)		Feb. 14, 1981 W 81-75 (A)					
Jan. 4, 1990 L 46-58 (A)		Feb. 25, 1981 W 93-59 (H)					
Nov. 17, 1995 W 63-61 (H) 14/11		Jan. 30, 1982 W 86-77 (H)					
UTAH STATE (12-5) (Home: 8-3, Away: 4-2)		Feb. 19, 1982 L 62-65 (A)					
Jan. 18, 1975 L 44-50 (H)		Nov. 17, 1995 W 63-61 (H) 14/11					
Feb. 28, 1976 L 53-71 (H)							
Feb. 19, 1977 L 71-92 (H)							
Feb. 11, 1978 L 67-81 (A)							
Dec. 11, 1978 L 81-88 (A)							
Feb. 16, 1979 W 101-96 (H)							
Feb. 2, 1980 W 107-90 (A)							





ALL-TIME SERIES STANDINGS

School	Colorado				Date	School	Colorado				Date	School	Colorado				Date
	Won	Lost	Last Meeting				Won	Lost	Last Meeting				Won	Lost	Last Meeting		
Adams State	2	0	W 106-54		11-23-85	Fresno State	0	1	L 69-70*		1-7-87	Northwestern (La.) St....	1	0	W 71-62		12-29-95
Air Force	3	0	W 80-47		12-5-01	George Washington	2	0	W 77-61		3-23-95	Notre Dame	3	0	W 67-63*		11-15-03
Albany	1	0	W 93-43		11-17-00	Georgia	0	1	L 79-82		3-25-95	Oakland.....	1	0	W 74-60		12-30-00
Alcorn State	1	0	W 62-45		12-8-96	Georgia Southern.....	1	0	W 62-50		11-27-09	Ohio State.....	0	3	L 67-72		12-28-88
American.....	1	0	W 90-70		12-4-98	Georgia Tech.....	0	1	L 56-76		11-21-84	Oklahoma City.....	1	0	W 68-41		1-9-82
Arizona	6	3	W 75-69*		11-24-91	Gonzaga	3	0	W 82-68		3-24-08	Old Dominion.....	1	1	W 84-67		11-14-03
Arizona State.....	9	0	W 103-63		12-9-87	Grambling State	1	0	W 92-43		12-30-09	Oral Roberts.....	1	0	W 78-49		11-9-01
Arkansas	2	1	W 73-71		11-21-95	Hartford	1	0	W 69-40		11-29-02	Oregon	3	8	L 60-70		12-9-06
Arkansas-Pine Bluff.....	1	0	W 73-39		12-2-08	Harvard	2	0	W 67-65		11-28-09	Oregon State.....	2	0	W 68-60		12-19-99
Auburn.....	0	1	L 68-61		3-17-96	Hawaii	2	0	W 67-55		1-4-09	Pacific	2	0	W 84-57		12-8-05
Boston University.....	1	0	W 94-56		12-1-90	Helping Hand.....	1	0	W 79-83		11-11-77	Pacific Christian	1	0	W 108-43		11-18-81
Bowling Green.....	2	0	W 96-44		11-23-01	Holy Cross	1	1	W 83-49		3-16-95	Penn.....	2	0	W 69-49		11-26-04
Brigham Young.....	8	7	W 84-45		3-22-03	Houston	1	1	W 88-58		11-24-01	Penn State	0	2	L 57-76		12-2-95
Buffalo.....	2	0	W 98-47		1-3-04	Howard	1	0	W 96-45		11-24-00	Pepperdine	3	0	W 63-55		1-3-09
Butler.....	1	0	W 86-57		11-25-00	Idaho.....	1	0	W 77-66		12-27-98	Peru State	1	0	W 88-35		12-28-77
California	4	0	W 74-63		11-29-03	Idaho State	7	1	W 73-57		12-30-08	Phillips	0	1	L 73-76		12-4-77
UCLA	2	2	W 79-48		12-8-01	Illinois.....	2	1	W 78-70		12-28-99	Portland State.....	0	1	L 55-57		12-20-83
UC-Irvine.....	3	0	W 61-56		11-15-09	Illinois-Chicago.....	1	0	W 63-49		11-20-09	Providence.....	1	1	L 90-91		12-2-90
UC Riverside	1	0	W 63-50		12-29-00	Illinois State.....	1	1	L 60-72		11-30-89	Puerto Rico-Mayaguez ...	1	0	W 90-42		12-20-05
UC Santa Barbara.....	1	3	L 49-76		3-20-04	Indiana	0	1	L 66-69		12-6-85	Purdue	2	0	W 79-64		12-3-95
Cal Poly-Pomona.....	0	1	L 68-74		12-18-87	Iowa.....	2	1	W 92-83		12-2-01	Redlands	1	0	W 107-49		1-14-78
Cal State Bakersfield.....	1	0	W 76-61		12-28-06	Jacksonville State.....	1	0	W 64-29		12-14-07	Rice.....	3	0	W 72-55		11-24-07
Cal State-Fullerton.....	4	1	L 77-89		12-7-06	Long Beach State	2	2	W 85-42		12-19-94	Rutgers	1	0	W 79-47		12-28-93
Cal State Northridge.....	1	0	W 80-64		11-19-06	Louisiana State	2	2	L 44-75		11-27-04	Saint Francis (Ind.).....	1	0	W 94-54		1-3-81
UCF	1	0	W 86-59		11-16-08	Louisiana Tech	1	3	L 61-65		11-25-95	Saint Francis (Pa.).....	1	0	W 114-52		11-28-94
Central Michigan.....	2	0	W 71-49		11-29-97	Loyola Marymount	1	1	W 75-58		11-19-04	Saint John's.....	1	0	W 79-62		11-28-87
Charleston	1	0	W 81-66		12-20-85	Manhattan	1	0	W 73-61		1-2-05	Saint Joseph's.....	1	0	W 77-67		1-9-80
Charlotte.....	1	0	W 78-65		11-25-06	Marshall	1	0	W 69-49		3-13-97	Saint Louis	1	0	W 76-63		12-22-08
Colorado College.....	2	0	W 83-58		2-15-83	Marquette.....	1	1	L 72-86		4-2-08	Saint Mary's.....	3	0	W 79-76*		12-3-77
Colorado State	30	11	L 61-69		12-11-09	Massachusetts.....	0	1	L 62-70		11-28-08	Sam Houston State	1	0	W 99-60		12-24-00
Colo. Women's College...	3	0	W 89-67		12-16-81	Miami (Ohio)	1	0	W 82-68		11-28-98	San Diego.....	3	0	W 83-44		11-20-01
Creighton	1	2	L 72-77		12-3-05	Michigan	0	2	L 77-63		11-21-99	San Diego State.....	1	1	W 70-51		11-26-94
Dartmouth.....	1	0	W 57-43		12-21-07	Minnesota	1	4	L 78-87		11-22-09	San Francisco.....	3	2	W 66-48		11-16-07
Dayton	1	0	W 86-53		11-25-88	Mississippi State	1	0	W 95-59		12-4-92	San Jose State	1	0	W 86-50		12-22-09
Delaware	1	0	W 84-68		12-22-85	UMKC.....	3	0	W 71-49		12-20-08	Santa Clara	1	0	W 60-49		12-19-87
Delta State	1	0	W 83-65		1-30-81	Missouri State.....	2	0	W 78-34		3-18-95	Seton Hall	1	1	W 80-54		12-6-09
Denver	4	1	W 84-57		12-2-09	Montana.....	1	2	L 68-69		12-7-96	Siena	1	1	L 73-84		11-23-07
Detroit Mercy	1	0	W 86-43		11-24-02	Montana State.....	5	0	W 68-65		12-22-95	Simpson	1	0	W 73-68		11-27-76
Drake.....	0	1	L 66-82		3-14-99	Nevada.....	1	1	W 80-60		11-24-06	South Dakota State.....	1	1	L 58-80		12-13-06
Drexel.....	30	10	W 93-63		11-19-08	UNLV	0	5	L 74-84		3-18-89	South Florida	0	1	L 59-72		12-21-05
Duke.....	1	0	W 78-64		1-5-80	New Mexico	7	6	W 78-63		11-11-01	Southern	1	0	W 88-61		3-15-02
Eastern Illinois.....	1	0	W 78-72		3-16-88	New Mexico State	9	2	W 76-65		2-27-82	Southern California	2	2	L 57-70		11-18-07
Eastern Washington	2	0	W 52-48		11-19-86	New South Wales.....	0	1	L 55-103		12-10-76	Southern Illinois	3	1	W 79-51		12-20-98
Evansville	1	0	W 74-42		12-7-03	North Carolina.....	1	0	W 86-67		3-24-03	SMU	1	0	W 74-56		11-30-96
Flatorns.....	1	0	W 49-41		11-18-75	North Carolina State.....	1	0	W 67-72		2-1-97	Southern Utah.....	2	0	W 88-36		12-19-09
Florida	1	1	L 50-61		12-27-01	North Dakota State.....	1	0	W 87-69		12-30-78	Southwest Louisiana	1	0	W 73-50		12-5-93
Florida International.....	1	0	W 74-71		1-4-93	Northern Arizona	13	2	L 83-84*		12-19-05	Sportsmen of Iowa.....	1	0	W 73-58		11-26-76
Florida State	0	1	L 60-66		11-23-84	Northern Colorado.....	9	6	W 69-60		11-28-07	Stanford.....	4	5	W 62-59		3-23-02
Fordham.....	2	0	W 82-54		12-7-98	Northern Illinois.....	1	0	W 78-49		12-2-94	Stephen F. Austin	3	0	W 66-57		3-15-97
Fort Carson.....	1	0	W 134-33		12-16-80	Northern Iowa.....	0	1	L 65-74*		11-25-05	Syracuse.....	2	1	W 80-45		12-30-03
Fort Hays State	1	0	W 89-37		1-5-83	Northern State	1	0	W 99-73		12-29-77	Temple.....	1	0	W 64-35		1-2-93

ALL-TIME SERIES STANDINGS

School	Colorado		Last Meeting	Date
	Won	Lost		
Temple Junior College ...	0	1	L 71-76	11-20-76
Tennessee.....	1	3	L 67-75	3-22-97
Texas Christian	3	0	W 96-90*	3-30-08
UTEP.....	5	0	W 76-45	11-19-82
Texas Southern.....	1	0	W 64-29	12-14-07
Texas State	1	1	W 78-57	12-19-92
Tulane.....	1	1	L 62-63	12-6-97
Utah.....	6	10	W 63-61	11-17-95
Utah State.....	12	5	W 73-56	11-26-05
Vanderbilt.....	1	4	W 62-51	12-9-07
Vermont	1	0	W 73-68	11-24-95
Villanova	1	3	W 64-58	3-27-08
Virginia.....	0	3	L 59-74	1-2-10
Washington	6	2	W 76-74*	12-21-04
Washington State	1	1	L 76-81	12-5-98
Wayland Baptist	0	2	L 56-70	11-14-81
Wayne State.....	1	0	W 57-47	11-30-77
Weber State	10	7	W 84-53	11-26-93
Western Illinois.....	1	0	W 78-59	11-24-89
Western Kentucky	1	0	W 71-68*	12-27-91
Western Michigan	1	0	W 79-62	11-27-99
Wichita State.....	2	0	W 89-52	11-22-91
Winnipeg.....	1	0	W 86-39	12-8-80
Wisconsin.....	0	1	L 59-60	3-21-82
Wright State	1	0	W 76-49	11-26-99
Wyoming	33	9	W 69-55	12-5-08
Yale.....	1	0	W 78-71	1-4-10
Total Non-Conference ..	384	175	(.687)	

Big 12 Opponents	Won	Lost	Last Meeting	Date
Baylor	8	11	L 65-72	3-11-10
Iowa State	36	29	L 41-59	3-6-10
Kansas	33	32	L 72-79	2-16-10
Kansas State.....	33	33	L 70-72	3-3-10
Missouri	40	27	W 80-79	OT2-23-10
Nebraska	39	28	L 79-89	2-20-10
Oklahoma	33	22	L 55-65	2-13-10
Oklahoma State	26	24	L 63-74	11-24-10
Texas.....	4	15	L 50-74	2-10-10
Texas A&M	10	8	L 61-95	2-27-10
Texas Tech	5	16	L 74-61	1-12-10
Total Conference	267	245	(.521)	
Total Overall	651	420	(.608)	

*overtime game 2010-11 opponents in **boldface**.



ALL-TIME CONFERENCE RECORDS

AMERICA EAST

Albany	1-0
Boston	1-0
Vermont	1-0
Total	(100%) 3-0

ATLANTIC COAST

Duke	1-0
Florida State	0-1
Georgia Tech	0-1
North Carolina	1-0
North Carolina State	1-0
Virginia	0-3
Total	(37.5%) 3-5

ATLANTIC 10

Charlotte	1-0
Dayton	1-0
Fordham	2-0
George Washington	2-0
Massachusetts	0-1
Saint Louis	1-0
Saint Joseph's	1-0
Temple	1-0
Total	(90%) 9-1

BIG EAST

Marquette	1-1
Notre Dame	3-0
Providence	1-1
Rutgers	1-0
Saint John's	1-0
Seton Hall	1-1
South Florida	0-1
Syracuse	2-1
Villanova	1-4
Total	(55.0%) 11-9

BIG SKY

Eastern Washington	2-0
Idaho State	7-1
Montana	1-2
Montana State	5-0
Northern Arizona	13-2
Northern Colorado^	9-6
Portland State	0-1
Weber State	10-7
Total	(71.2%) 47-19

BIG 10

Illinois	2-1
Indiana	0-1
Iowa	2-1
Michigan	0-2
Minnesota	1-4
Ohio State	0-3
Penn State	0-2
Wisconsin	0-1
Total	(25.0%) 5-15

BIG 12

Baylor	8-11
Iowa State	36-29
Kansas	33-32
Kansas State	33-33
Missouri	40-27
Nebraska	39-28
Oklahoma	33-22
Oklahoma State	26-24
Texas	4-15
Texas A&M	10-8
Texas Tech	5-16
Total	(52.1%) 267-245

BIG WEST

UC-Irvine	3-0
UC-Santa Barbara	1-3
UC-Riverside	1-0
Cal State-Fullerton	4-1
Cal State Northridge	1-0
Long Beach State	2-2
Pacific	2-0
Total	(70.0%) 14-6

COLONIAL ATHLETIC ASSOCIATION

Delaware	1-0
Drexel	1-1
Old Dominion	1-1
Total	(60.0%) 3-2

CONFERENCE USA

UCF	1-0
Houston	1-1
Marshall	1-0
Rice	3-0
Tulane	1-1
Total	(77.8%) 7-2

HORIZON LEAGUE

Detroit	1-0
Illinois-Chicago	1-0
Wright State	1-0
Total	(100%) 3-0

INDEPENDENT

Cal State Bakersfield\$	1-0
Total	(100%) 1-0

IVY LEAGUE

Dartmouth	1-0
Harvard	2-0
Pennsylvania	2-0
Yale	1-0
Total	(100%) 6-0

METRO ATLANTIC ATHLETIC

Manhattan	1-0
Siena	1-1
Total	(66.7%) 2-1

MID-AMERICAN

Bowling Green	2-0
Buffalo	2-0
Central Michigan	2-0
Miami (Ohio)	1-0
Northern Illinois	1-0
Western Michigan	1-0
Total	(100%) 9-0

MIDEASTERN ATHLETIC

Howard	1-0
Total	(100%) 1-0

MISSOURI VALLEY

Creighton	1-2
Drake	0-1
Evansville	1-0
Illinois State	1-1
Missouri State!	2-0
Northern Iowa	0-1
Southern Illinois	3-1
Wichita State	1-0
Total	(60%) 9-6

MOUNTAIN WEST

Air Force	3-0
Brigham Young	8-7
Colorado State	30-11

New Mexico	6-6
San Diego State	1-1
Nevada-Las Vegas	0-5
Texas Christian	3-0
Utah	6-10
Wyoming	33-9
Total	(64.7%) 90-49

NORTHEAST CONFERENCE

Saint Francis (Pa.)	1-0
Total	(100%) 1-0

OHIO VALLEY

Eastern Illinois	1-0
Jacksonville State	1-0
Total	(100%) 2-0

PACIFIC 10

Arizona	6-3
Arizona State	9-0
California	4-0
UCLA	2-2
Oregon	3-8
Oregon State	2-0
Southern Cal	2-2
Stanford	3-5
Washington	6-2
Washington State	1-1
Total	(59.3%) 35-24

PATRIOT LEAGUE

American	1-0
Holy Cross	1-1
Total	(66.7%) 2-1

SOUTHEASTERN

Arkansas	2-1
Auburn	0-1
Florida	1-1
Georgia	0-1
Louisiana State	2-2
Mississippi State	1-0
Tennessee	1-3
Vanderbilt	1-4
Total	(38.1%) 8-13

SOUTHERN

College of Charleston	1-0
Georgia Southern	1-0
Total	(100%) 2-0

SOUTHLAND

Northwestern State	1-0
Sam Houston State	1-0
Stephen F. Austin	3-0
Texas State	1-1
Total	(85.7%) 6-1

SOUTHWESTERN ATHLETIC

Alcorn State	1-0
Arkansas Pine Bluff	1-0
Grambling State	1-0
Southern	1-0
Texas Southern	1-0
Total	(100%) 5-0

SUMMIT LEAGUE

Missouri-Kansas City	3-0
North Dakota State%	1-0
Oakland	1-0
Oral Roberts	1-0
South Dakota State	1-1
Southern Utah	2-0
Western Illinois	1-0
Total	(90.9%) 10-1

SUN BELT

Denver	4-1
Florida International	1-0
Louisiana-Lafayette*	1-0
Western Kentucky	1-0
Total	(87.5%) 7-1

WEST COAST

Gonzaga	3-0
Loyola Marymount	1-1
Pepperdine	3-0
Saint Mary's	3-0
San Diego	3-0
San Francisco	3-2
Santa Clara	1-0
Total	(85.0%) 17-3

WESTERN ATHLETIC

Fresno State	0-1
Louisiana Tech	1-3
Hawaii	2-0
Idaho	1-0
Nevada	1-1
New Mexico State	10-2
San Jose State	1-0
Southern Methodist	1-0
Texas-El Paso	5-0
Utah State	11-5
Total	(73.3%) 33-12

NCAA DIVISION II

Adams State	2-0
Cal-Poly Pomona	0-1
Delta State	1-0
Fort Hays State	1-0
Northern State	1-0
Total	(83.3%) 5-1

NCAA DIVISION III

Colorado College	2-0
Redlands	1-0
Simpson	1-0
Total	(100%) 4-0

NAIA

St. Francis (Ind.)	1-0
Wayland Baptist	0-2
Total	(33%) 1-3

JUNIOR COLLEGE

Temple Junior College	0-1
Total	(0%) 0-1

OTHERS

Colo. Women's College	3-0
Flatirons	1-0
Fort Carson	1-0
Helping Hand	1-0
New South Wales	0-1
Oklahoma City	1-0
Pacific Christian	1-0
Peru State	1-0
Phillips	0-1
Puerto Rico-Mayaguez	1-0
Sportsmen of Iowa	1-0
Wayne State	1-0
Winnipeg	1-0
Total	(86.7%) 13-2

* Louisiana-Lafayette was formerly Southwest Louisiana in 1993.
 ! Missouri State was Southwest Missouri State until 2005.
 % North Dakota State was a member of NCAA II at time of game
 \$ Game played in first year of transition to NCAA I
 ^ Includes 6-6 record while UNC was a member of NCAA II